



# ANNUAL REPORT 2024



# CONTENTS

# PAGE

<b>03.</b>	Chair & CEO Report
<b>07.</b>	Board Governance Statement
<b>09.</b>	Participation
<b>12.</b>	Referees
<b>13.</b>	National Competitions
<b>24.</b>	Performance & Athlete Development
<b>32.</b>	Independent Auditor's Report
<b>35.</b>	Statement of Service Performance
<b>39.</b>	Financial Statements
<b>49.</b>	Award Holders
<b>50.</b>	Board Members & Staff
<b>51.</b>	Selectors
<b>52.</b>	Obituaries
<b>57.</b>	Funding & Sponsorship



## Chairperson & Chief Executive Report

**2024 has been a year filled with growth, success, and opportunity for water polo in New Zealand.**

It's also been a year of hard work, challenges, powerful performances, and community activity. Therefore its firstly thanks every one of you – athletes, coaches, parents, officials, sponsors, volunteers, administrators, and supporters – for being part of this incredible journey. Together, we're building something truly special.



Our athletes have made waves on the world stage this year. A few key highlights:

- **Historic finish at the World Aquatics Championships** – Our Women's National Team achieved an outstanding 9th place finish in Doha, Qatar (Olympic year) – one of our best results from the modern era. They narrowly missed Paris Olympic qualification – losing by 2 goals to Canada. Special mention to Angie our senior women's head coach who has worked tirelessly over many years to deliver such a performance.
- We have **NZ women** competing in the **top leagues** and teams in **Europe** and our **men and women** in the **USA College system NCAA**, all doing us proud.
- **U18 Women's World Championship Success** – Our Under-18 Women's team secured 8th place at the World Aquatics U18 Championships in Chengdu, China, backing up the U18 women's 8th place in 2022, and the U20 women's 8th place in 2023, thus proving that our women belong in the world's top 8.
- **U18 Men's World Championships** – this year, the men finished a credible 12th place, significantly improving on past performances.
- **International Coaching Excellence** – We're proud of former New Zealand Water Polo Coach of the Year, Justin Pickering, who led Salem University to the NCAA National Collegiate Championships in the USA – a sign of New Zealand's coaching expertise being recognised globally.
- **60 NZ athletes** competed in the **Australia U15/17 State Championships** coming home with multiple medals.







None of this would be possible without support from our partners, sponsors, Sport NZ, NZOC, Trust Grants, and High Performance Sport New Zealand and of course our volunteers.

This year, we again secured **essential high performance funding** from HPSNZ to support our elite female athletes. It's this backing that helps us deliver better results on the global stage and develop future stars. NZ Water polo was the only team sport in 2024 that received an increase in HP funding up 76% to \$150k pa.

We've also made strides in athlete wellbeing. With HPSNZ support, we've created a new **Athlete Wellbeing Framework**, ensuring our players have access to the mental, physical, and emotional support they need to thrive – both in sport and in life.

**Athlete Development funding** has enabled us to deliver increased training opportunities, and create continual year on year age group pathways that builds the pipeline feeding Senior National Teams.

And finally, we want to acknowledge the **individual athlete scholarships**. These grants have made it possible for our players to balance university studies with their high performance goals – a critical step for the future of our sport.

At home, our national championships, competitions, and festivals are ever growing with all available pool space being maximised.

- The **Suzuki National League** continues as a platform for New Zealand's top domestic talent to shine. From young players looking to break through to seasoned veterans – this league is our proving ground.
- Our **National Competitions and Festivals** at all age levels and abilities provided valuable competitive experiences for players across New Zealand where can athletes enjoy and have fun through water polo.
- We strive to grow at grassroots level through the ever-popular **Flippa Ball** programme, bringing younger generations into the sport and building a love for water polo that will last a lifetime.



Through competitions, pathways, and grassroots initiatives, we're ensuring that water polo remains strong for future generations.

None of this happens without you. To our staff, coaches, athletes, officials, sponsors, administrators, volunteers, and our wider water polo whānau – **thank you**. Your hard work, dedication, and belief in our sport drive us forward every day.

We would like to extend a special thank you to the NZWP Board who have dug deep this year, and challenged and supported the organisation – we are really grateful to you all. To the management team in Jan, Pam, Blake, Eelco, Polly, Henry, Jhanna, Helena and Tanisha your resilience and hard work has not been unnoticed thank you so much for everything you do.

Looking ahead to 2025, we have big goals. We're building on this year's momentum, pushing for even stronger performances, more pathways for young talent, and greater community engagement.

We invite you all to stay connected, stay involved, and stay inspired. Together, we will continue to grow water polo in Aotearoa.

Thank you, ngā mihi nui, and see you all poolside in 2025.

**Alex Howieson**  
Chairperson

**Jan Shearer**  
CEO



# BOARD GOVERNANCE STATEMENT

## **Disclosure of Governance Practices**

The directors are responsible for the governance of the New Zealand Water Polo Association. This statement sets out the main practices that were in operation throughout the financial year.

## **Board of Directors**

The board has a board charter which sets out its role and responsibilities. A summary of the make-up of the board and how it discharges its duties and responsibilities follows:

- the number of directors on the board should be no fewer than eight.
- the composition of the board is determined according to the needs of the Association and directors are recruited based on their individual specialist skills as well as the breadth of their backgrounds and skills and experience. Diversity is a key factor in board composition.
- the board meets a minimum of five times per calendar year, including a meeting dedicated to the review and development of strategy.
  - the board has established the Finance and Risk Committee and the People, Culture and Community Committee. The Finance and Risk Committee is a standing Committee. The People, Culture and Community Committee was established as an ad-hoc Committee to oversee the delivery of the areas of the strategy relevant to its mandate.
- all relevant information relating to items to be discussed at a meeting of the board is required to be provided by the CEO to each director prior to that meeting.
- the board, its individual directors and the chair are subject to regular evaluation.

The board consists of four appointed and four elected directors. The CEO attends all board and board Committee meetings except where specifically exempted during “board only” board meeting sessions. Details of the directors are set out on page 8.





	Alex Howieson	Fiona Oliver	Rachel Cade	Cecilia Lambie	Megan Thomson	Ruth Sio-Lokam	Sam Saxton	Mike Bignall
Previous Governance Experience	•	•	•	•	•	•	•	•
Water Polo					•		•	
Finance	•	•		•	•	•	•	•
Not-for-Profit Funding			•	•	•	•		
Strategy	•	•		•	•	•	•	•
Digital Technology	•	•		•		•	•	•
Stakeholder Engagement	•		•	•	•	•	•	•
Digital Marketing				•				
People & Culture	•	•			•	•		•
Legal		•				•		•

Each year, a selection panel comprised of the chair of the board, an independent member and a member representative were responsible for the selection process.

The primary responsibilities of the board include:

- Establishing the long-term strategic goals of the New Zealand Water Polo Association and ensuring the delivery of the plans to achieve these goals.
- Reviewing and adopting an annual budget for the financial performance of the New Zealand Water Polo Association and monitoring results monthly.
- Managing strategic risk by ensuring that the New Zealand Water Polo Association has implemented adequate systems of internal control together with appropriate monitoring of compliance activities.



# Participation

From grassroots programs in local Flippa Ball leagues to our clubs and competing on the national level, we are proud to see water polo in New Zealand continue to develop.

The tireless work of our coaches, volunteers, and clubs has been instrumental in making water polo accessible and enjoyable for everyone, regardless of age or skill level.



# Membership by club

	Open Men	Open Women	U19 Boys	U19 Girls	U12 Boys	U12 Girls	Total
Atlantis City	1	10	39	99	15	21	185
Canterbury	23	12	72	43	6	4	160
Harbour City	12	4	17	37	11	7	88
Hawke's Bay	15	1	43	35	20	10	124
Hibiscus Coast	1	0	9	0	3	1	14
Hutt	19	3	14	17	11	20	84
Manawatu	9	6	24	13	2	1	55
Marist	24	14	97	61	48	35	279
Marlborough	4	1	11	11	0	0	27
Mountfort Park	13	8	47	27	23	11	129
North Harbour	26	13	150	101	37	24	351
Otago	10	5	44	39	6	10	114
Rotorua	0	5	12	16	0	1	34
Sea Wolf	7	2	145	92	63	26	335
Southland	0	0	26	19	16	3	64
Tairāwhiti	8	2	0	0	0	0	10
Tauranga	14	6	72	52	34	24	202
Waikato	12	7	64	41	24	9	157
Waitakere	3	0	35	14	16	14	82
Overseas players	8	8	0	0	0	0	16
<b>Total</b>	<b>209</b>	<b>107</b>	<b>921</b>	<b>717</b>	<b>335</b>	<b>221</b>	<b>2,510</b>





## Participation

# Flippa Ball

	Term 1	Term 2	Term 3	Term 4	Total Teams	Total Number of Participants
Atlantis City	40	38	38	36	152	1,520
Marist	18	24	24	14	80	800
North Harbour	56	65	0	0	121	1,210
Otago	30	0	0	36	66	660
Sea Wolf	34	33	35	33	135	1,350
Waitakere	12	0	7	5	24	240
Festival	18	0	0	0	18	180
<b>Total</b>	<b>208</b>	<b>160</b>	<b>104</b>	<b>124</b>	<b>596</b>	<b>5,960</b>

# Secondary School

	Schools	Boys	Girls	Total Teams	Total Number of Participants
North Island – Seniors	37	32	27	59	885
North Island – Juniors	34	20	19	39	585
South Island – Seniors	17	11	8	19	285
South Island – Juniors	16	8	10	18	270
National	48	36	31	67	1,005
<b>Total</b>		<b>107</b>	<b>95</b>	<b>202</b>	<b>3,030</b>



# Referees

Our referees play a pivotal role in ensuring the smooth operation of competitions, upholding the integrity of the sport, and fostering a fair and enjoyable environment for all participants. This section provides a snapshot of the achievements made by our dedicated referees over the past year.

## **Refereeing in New Zealand**

With an increase in events, and a significant increase in team entries, the requirements of our referees were the highest in previous memory. This group of wonderful people stepped up to answer the call, with some doing a very high number of games over the year.

## **International Representation at World Aquatics Events**

During 2024 we had five separate Referees representing New Zealand at international events. We acknowledge and congratulate the following for their selection and their hard work: Dave Couper (Senior Women), Corban Hall (U16 Women), Sam Wylie (U16 Men), Michael Brooks (U18 Men) and Ryan McEwen (U18 Women).



# National Competitions

**Competitions are the cornerstone of water polo in New Zealand, providing a platform for the growth of the sport.**

From National Championships to regional leagues, these events provide players with the opportunity to represent their club and/or school with pride in the pool. We recognise the hard work of our athletes, coaches, teams, volunteers, and competition staff, who have contributed to the success of these events and promoted water polo across the country.





## National Competitions

# Suzuki National League

### Women's – Division 1

1st	North Harbour Hammerheads
2nd	Marist Magic
3rd	Atlantis City
MVP	Bridget Layburn
TGS	Tasma Woolley

### Women's – Division 2

1st	Waikato
2nd	Harbour City
3rd	Tauranga

### Men's – Division 1


1st	Tauranga
2nd	North Harbour Turtles
3rd	Hutt Heat
MVP	Bae Fountain
TGS	Campbell Hulbert

### Men's – Division 2

1st	Waikato
2nd	Harbour City
3rd	Marist




North Harbour Hammerheads



Tauranga Men



Waikato Women



Waikato Men



## National Competitions

# U14 National Championships

### Girls – Division 1

1st North Harbour Maroon  
2nd Sea Wolf Black  
3rd Atlantis City Tridents  
MVP Rose Tindall

### Girls – Division 2

1st Otago  
2nd Marist Blue  
3rd Waitakere Gold  
MVP Taylor Stonelake

### Boys – Division 1

1st Marist Red  
2nd Tauranga  
3rd Waikato  
MVP Gianni Gola

### Boys – Division 2

1st Otago  
2nd North Harbour White  
3rd Sea Wolf White  
MVP Rory Harrold



North Harbour Maroon



Marist Red



Otago (Girls)



Otago (Boys)





## National Competitions

# U16 National Championships

### Girls – Division 1

1st Atlantis City Tridents  
 2nd Sea Wolf Black  
 3rd North Harbour Maroon  
 MVP Henrietta Yarrell-Stevenson

### Girls – Division 2

1st Te Arawa Pounamu  
 2nd Atlantis City White  
 3rd Marist Blue  
 MVP Greer Sander

### Boys – Division 1

1st Sea Wolf Black  
 2nd Marist Red  
 3rd Waikato Black  
 MVP

### Boys – Division 2

1st Atlantis City Tridents  
 2nd North Harbour White  
 3rd Manawatu  
 MVP Nikolas Selby



Atlantis City Tridents



Sea Wolf Black



Te Arawa Pounamu



Atlantis City Tridents



## National Competitions

# U18 National Championships

### Girls – Division 1

1st Sea Wolf Black  
2nd Atlantis City Tridents  
3rd Marist Red  
MVP Emison Styris

### Girls – Division 2

1st Atlantis City  
2nd Waikato  
3rd Sea Wolf

### Boys – Division 1

1st Marist Red  
2nd Waikato  
3rd North Harbour Maroon  
MVP Liam Dodunski

### Boys – Division 2

1st North Harbour White  
2nd Tauranga  
3rd Marist



Sea Wolf Black



Marist Red



Atlantis City



North Harbour White



## National Competitions

# U21 National Championships

### Women

1st North Harbour  
2nd Canterbury  
3rd Marist  
MVP Darcy Spark

### Men

1st Tauranga  
2nd Waikato  
3rd Marist  
MVP Liam Dodunski

# Masters Championships

### Women

1st Hawke's Bay Roguettes

### Men

1st Canterbury  
2nd Tairāwhiti  
3rd Hawke's Bay



North Harbour



Tauranga



Hawke's Bay Roguettes



Canterbury





## National Competitions

# U12 Festival of Olympic Hopefuls

The annual Festival of Olympic Hopefuls tournament was a great success, bringing together young athletes aged 12 years and under. The tournament not only offered an opportunity for children to experience the excitement of competitive water polo but also promoted teamwork, discipline, and sportsmanship among the participants. The enthusiasm and talent displayed by these young athletes was truly inspiring, indicating a bright future for the sport.

### Girls

1st	North Harbour Seahorses
2nd	Tauranga Typhoons
3rd	Sea Wolf Hounds

### Boys

1st	Hawke's Bay Sunfish
2nd	Otago
3rd	North Harbour Octopus

### Mixed

1st	Harbour City Hawks
2nd	North Harbour Frogs
3rd	Hawke's Bay Manta Rays





## National Competitions

# NZ Secondary School Championships

### Girls – Division 1

1st St Cuthbert's Premier  
2nd Baradene Premier  
3rd Rangitoto Premier  
MVP Holly Dunn

### Girls – Division 2

1st Marlborough Girls High School  
2nd St Margarets College  
3rd Sacred Heart Premier  
MVP Poppy Clarke

### Boys – Division 1

1st Tauranga Boys Premier  
2nd Sacred Heart Premier  
3rd Hamilton Boys High School Premier  
MVP Jax Martin

### Boys – Division 2

1st Sacred Heart A2  
2nd Mt Albert Grammar  
3rd Western Springs  
MVP Henry Moore



St Cuthbert's Premier



Tauranga Boys Premier



Marlborough Girls High School



Sacred Heat A2





## National Competitions

# North Island Secondary School Championships

### Girls – Division 1

1st	St Cuthbert's Premier
2nd	Baradene Premier
3rd	Diocesan Premier
MVP	Bella Knight

### Girls – Division 2

1st	Kristin Combined
2nd	Diocesan Senior B
3rd	Marsden Girls
MVP	Isla Jamieson

### Boys – Division 1

1st	Tauranga Boys Premier
2nd	Hamilton Boys High School Premier
3rd	Westlake Boys Premier
MVP	Jax Martin

### Boys – Division 2

1st	Mount Maunganui College
2nd	Glendowie College
3rd	Aquinas College
MVP	Griffin Hunt

# South Island Secondary School Championships

### Girls – Division 1

1st	St Margaret's Senior A
2nd	Villa Maria A
3rd	Marlborough Girls College
MVP	Charlotte Coughlan
MVG	Zoe Crisp

### Boys – Division 1

1st	St Bede's Senior A
2nd	Christchurch Boys High School Senior A
3rd	Marlborough Boys College
MVP	Logan Rochford
MVG	Sam White



St Cuthbert's Premier



Tauranga Boys Premier



## National Competitions

# North Island Year 9 & 10 Cup

### Girls – Division 1

- 1st Rangitoto College Junior Girls
- 2nd St Cuthbert's College A
- 3rd Diocesan A

### Girls – Division 2

- 1st St Kentigern College Girls
- 2nd St Mary's College Juniors
- 3rd Mount Albert Grammar School Junior Girls

### Mixed – Division 2

- 1st Whangaparāoa / Kingsway
- 2nd St John's College / Sacred Heart Girls College
- 3rd Bethlehem College

### Boys – Division 1

- 1st Sacred Heart Red Juniors
- 2nd Kings College Junior A
- 3rd Hamilton Boys High School A

### Boys – Division 2

- 1st Takapuna Grammar School Junior Boys
- 2nd Selwyn College
- 3rd St Peter's Gold

# South Island Year 9 & 10 Cup

### Girls – Division 1

- 1st Villa Maria College
- 2nd St Hilda's Collegiate School
- 3rd James Hargest College
- MVP Addison Youngman-Mark

### Boys – Division 1

- 1st Christchurch Boys High School A
- 2nd Christ College
- 3rd Shirley Boys High School / Rolleston College Combined
- MVP Jonah Teokahi



Villa Maria College



Christchurch Boys High School A



## National Competitions

# North Island Year 7 & 8 Festival

### Girls

1st	Sacred Heart Sharks
2nd	King's Black
3rd	Remuera Red

### Boys

1st	Glen Eden Gladiators
2nd	St Thomas' Tsunami
3rd	Sacred Heart Dolphins

### Mixed

1st	Kowhai Killer Whales
2nd	King's Maroon
3rd	St Heliers Maroon

# Tim Sonderer Memorial

### Girls

1st	Murray's Bay 8A1
2nd	King's Black
3rd	Remuera Red

### Boys

1st	Wairarapa Cobham
2nd	Murray's Bay 7A1
3rd	St Thomas' Tsunami

### Mixed

1st	Liston
2nd	Kowhai Killer Whales
3rd	Rosmini White

# Winter Festival

### Girls

1st	Murray's Bay 8A1
2nd	Sacred Heart Sharks
3rd	Kristin A

### Boys

1st	Auckland Normal Taniwha
2nd	Sacred Heart Dolphins
3rd	St Thomas' Tsunami

### Mixed

1st	Sacred Heart Snappers
2nd	Royal Oak Royals
3rd	Kowhai Killer Whales







# Performance & Athlete Development

The NZWP Performance Programme continues to grow, develop and progress, with approximately 150 athletes training and competing across a number of squads: men, women and age groups.

NZWP sent 13 teams overseas to multiple international events in 2024, including the World Aquatics U16 World Championships for the first time. Congratulations to all those that were selected to NZWP representative travelling teams.





## New Zealand Representative Teams

# 2024 World Aquatics Championships



The Women's team team obtained their **best ever result in the modern era** at a World Aquatics Championships, **placing 9th overall** and coming very close to qualifying for the Olympic Games (2 goal loss to Canada). Morgan McDowell was the highest goal scorer at the event – also a first for a New Zealand player.

### Team

Jessica Milicich (C)  
Emily Nicholson (VC)  
Bernadette Doyle  
Gabrielle Doyle  
Isabelle Jackson  
Elizabeth Gault  
Kaitlin Howarth  
Gabrielle Milicich  
Morgan McDowall  
Emmerson Houghton  
Katie Mc Kenty  
Gabby MacDonald  
Kate Henderson  
Bridget Layburn

*Captain*  
*Vice Captain*

Angie Winstanley-Smith  
Megan Thomson  
Simon Breen  
Barbara Kendall  
Polly Powrie

*Head Coach*  
*Assistant Coach*  
*Sports Therapist*  
*Performance Coach*  
*Manager*



## New Zealand Representative Teams

# 2024 World Aquatics U18 Water Polo Championships

### Women's Team

**Result: 8<sup>th</sup>**

Madi Searle  
Zoe Crisp  
Bella Knight  
Bianca Pennington  
Ellie Millard  
Emison Styris  
Holly Dunn  
Katie Marshall  
Gabrielle Doyle  
Abby Welsh  
Tallulah Goldsworthy  
Taylor Fisher  
Bailee Swindells  
Riaan Bryant

Angie Winstanley-Smith  
Facundo Policarpo  
Rachael Roset  
Simon Breen

*Non-travelling  
reserves:*  
Olivia Shine  
Charlotte Coughlan  
Lucy Gilleece  
Lia David

*Head Coach  
Assistant Coach  
Assistant Coach  
Sports Therapist*

### Men's Team

**Result: 12<sup>th</sup>**

Alistar Rogers  
Cody Henry  
Cole Schmidt  
Conor Crosbie  
Gene Baggott  
Isaac Schuler  
Josh Anderson  
Liam Dodunski  
Mathew Mihaljevich  
Oliver Schnauer  
Rowan Ellyett  
Samuel Keightley  
Zach Martin

Hamish Booker  
Davor Carevic  
Michelle Schuler

*Non-travelling  
reserves:*  
Blaise van Heerden  
Mason Stewart  
Max Duder

*Head Coach  
Assistant Coach  
Team Manager*





## New Zealand Representative Teams

# 2024 World Aquatics U16 Water Polo Championships

### Women's Team

**Result: 21<sup>st</sup>**

Charlie Sawden  
Emily Lydon  
Erin Veal  
Gemma O'Brien  
Isabella Lambie  
Isabella Needham  
Jemma McKinley  
Olivia Patterson  
Sasha Tindall  
Sophie Walter  
Sophie Yeoman  
Venetia Hickey  
Violet Smith  
Zoe Knight

*Non-travelling  
reserves:*  
Emma Needham  
Danica Phillips

Gabryel Oloapu  
Megan Thomson  
Charlotte Worth  
Janet Masina

*Head Coach*  
*Assistant Coach*  
*Assistant Coach*  
*Team Manager*

### Men's Team

**Result: 25<sup>th</sup>**

Aidan Waters  
Blaise van Heerden  
Cayden de Graaf  
Charlie Shivnan  
Cole Schmidt  
George McGuinness  
Jacob Keightley  
Lachie Caseley  
Lachlan Schnauer  
Levi Fitzgerald  
Louis McFarlane  
Mac Carver  
Max Mayall  
Sabastian Dunn  
Zavier Tuhuru

*Non-travelling  
reserves:*  
Ben Edwards  
Rupert Glaetzer  
Edward Wescott

Rahiti Teokotai-White  
Tim Chambers  
James Ross  
Jan Shearer

*Head Coach*  
*Assistant Coach*  
*Team Manager*  
*Team Leader*



## New Zealand Development Teams

### U18 Men's Squad Tour

*Barcelona, Spain*

In preparation for the U18 Men's World Championship, some Squad members travelled to Barcelona in April to prepare and compete against teams from the region.

Alistar Rogers	Blaise van Heerden	Cody Henry
Conor Crosbie	Gene Baggott	Isaac Schuler
Josh Anderson	Liam Dodunski	Mason Stewart
Mathew Mihaljevich	Max Duder	Oliver Schnauer
Rowan Ellyett	Samuel Keightley	
<i>Head Coach</i>	Hamish Booker	
<i>Manager</i>	Michelle Schuler	

### U18 Women's Squad Tour

*Canberra, Australia*

In preparation for the U18 Women's World Championship, some squad members travelled to Canberra in June to prepare and compete against teams from the region.

Abby Welsh	Bailee Swindells	Bella Knight
Bianca Pennington	Charlotte Coughlan	Ellie Millard
Emison Styriss	Gabrielle Doyle	Holly Dunn
Katie Marshall	Lia David	Lucy Gilleece
Madi Searle	Olivia Shine	Riaan Bryant
Tallulah Goldsworthy	Taylor Fisher	Zoe Crisp Hughes
<i>Head Coach</i>	Angie Winstanley-Smith	
<i>Assistant Coach</i>	Facundo Policarpo	





## New Zealand Development Teams

### Men's 17&U Australian National State Championships

*Gold Coast, Australia*

**Result: 4<sup>th</sup> Place**

Blake Woods	Cooper Everett	Harry Irwin
Isaac Ancell	Jamie Durant	Jett Evans
Logan Gillbanks	Luca Williams	Paul Skoe
Riley Halstead	Rupert Flaetzer	Scott Keay
Benjamin Lowe		
<i>Non-travelling reserves:</i>		
	Griffin Hunt	Jared Freeman
	Louie Roberts	Rielly Erikson
<i>Head Coach</i>	Tim Chambers	
<i>Assistant Coach</i>	Josh Potaka	
<i>Team Manager</i>	James Ross	

### Women's 17&U Australian National State Championships

*Gold Coast, Australia*

**Result: 3<sup>rd</sup> Place**

Annabelle Imlah	Anouk O'Malley-Cain	Danica Phillips
Holly Bricklebank	Keira Evans	Leni Webster
Lucy Gilleece	Mia Kelliher	Paige Ellis
Pippa Southcombe	Sia Okach	Sophie O'Leary
Stevi Cooper		
<i>Non-travelling reserves:</i>		
	Caitlin Foote	Jennifer Chisolm
	Macy Mahoney-Stud	
<i>Head Coach:</i>	Jordan Milich-Misikini	
<i>Assistant Coach:</i>	Hannah Ngare	
<i>Team Manager:</i>	Jo Milich-Misikini	



## New Zealand Development Teams

### Men's 15&U Australian National State Championships

*Gold Coast, Australia*

**Result: 1<sup>st</sup> Place**

Austin Roper	Henry Moore	Hugo Dougall
Lewis Mayo	Luca George	Max Norwell
Nathaniel Clarke	Riley Swindells	Thomas Fearon
Thomas McLean	Troy Hansen	Zach Gleeson

<i>Non-travelling reserves:</i>	Finn Crawford	Jonty Le Roux
	Filip Martin	Toby McFarlane

Head Coach	Rahiti Teokotai-White
Assistant Coach	Lachie Griffiths
Manager	James Ross

### Women's 15&U Australian National State Championships **Result: 3<sup>rd</sup> Place**

*Gold Coast, Australia*

**Result: 3<sup>rd</sup> Place**

Bridget Mihaljevich	Charlotte Manks	Chloe Sandor
Emily Armes	Emily Rope	Grace van der Eijk
Grainne Aitken	Henrietta Yarrell-Stevenson	India Scholes
Koko Wong	Maya McLay	Molly O'Toole
Ruby Bech		

<i>Non-travelling reserves:</i>	Abbey McCormack-Young	Addison Youngman-Mark
	Poppy Clarke	

<i>Head Coach</i>	Megan Thomson
<i>Assistant Coach</i>	Bridget Layburn
<i>Manager</i>	Jhanna Savov



## New Zealand Development Teams

### NSW Super League – Men

*Sydney, Australia*

**Result: 7<sup>th</sup> Place**

#### Round 1

Ciaran Rose	Elijah Singleton	Fin Perry
Hamish Booker	Jack Jones	Jacob Clements
Jax Martin	Josef Schuler	Keegan Wicken
Moe Gath	Nicholas Harford	Oliver Schnauer
Patrick O'Neill	Sam Jones	Sam O'Neill
Sean Bryant	Tom Patten	

*Head Coach*

Eelco Uri

*Assistant Coach*

Davor Carevic

#### Round 2

Campbell Hulbert	Elijah Singleton	Hamish Booker
Jack Jones	Jacob Clements	Jax Martin
Josef Schuler	Moe Gath	Patrick O'Neill
Sam Jones	Sam O'Neill	Tom Patten
William Murphy		

*Head Coach*

Lachie Griffiths

*Assistant Coach*

Nemo Radjen







# INDEPENDENT AUDITOR'S REPORT

**Nexia Audit Christchurch**

Nexia House  
Level 4, 123 Victoria Street  
Christchurch 8013

POSTAL  
PO Box 4160  
Christchurch 8140

T: +64 3 379 0829

[nexia.co.nz](http://nexia.co.nz)

**INDEPENDENT AUDITOR'S REPORT**

To the Members of the New Zealand Water Polo Association Incorporated

**Opinion**

We have audited the consolidated financial statements of New Zealand Water Polo Association Incorporated (the "entity") and its controlled entity (the "group"), which comprise the consolidated financial statements on pages 39 to 48 and the service performance information on pages 35 to 38. The complete set of financial statements comprise the consolidated statement of financial position as at 31 December 2024, and the consolidated statement of comprehensive revenue and expense, consolidated statement of movements in equity, and consolidated statement of cash flows and other operating activities for the year then ended, and notes to the consolidated financial statements, including a summary of significant accounting policies and other explanatory information.

In our opinion, the accompanying consolidated financial statements presents fairly, in all material respects:

- the consolidated financial position of the group as at 31 December 2024, and its consolidated financial performance, and its consolidated cash flows for the year then ended; and
- the service performance for the year ended 31 December 2024 in that the service performance information is appropriate and meaningful and prepared in accordance with the group's measurement bases or evaluation methods

in accordance with Public Benefit Entity Standards Reduced Disclosure Regime issued by the New Zealand Accounting Standards Board.

**Basis for Opinion**

We conducted our audit of the consolidated financial statements in accordance with International Standards on Auditing (New Zealand) (ISAs (NZ)) and the audit of the service performance information and entity information in accordance with the ISAs (NZ) and New Zealand Auditing Standard (NZ AS) 1 (Revised) *The Audit of Service Performance Information*.

Our responsibilities under those standards are further described in the *Auditor's Responsibilities for the Audit of the Consolidated Financial Statements* section of our report. We are independent of the group in accordance with Professional and Ethical Standard 1 *International Code of Ethics for Assurance Practitioners (including International Independence Standards (New Zealand))* issued by the New Zealand Auditing and Assurance Standards Board, and we have fulfilled our other ethical responsibilities in accordance with these requirements. We believe that the audit evidence we have obtained is sufficient and appropriate to provide a basis for our opinion. Other than in our capacity as auditor we have no relationship with, or interests in, the entity or its controlled entity.

**Other Information**

The Directors are responsible for the other information. The other information obtained at the date of this auditor's report is information contained in the annual report but does not include the consolidated financial statements and our auditor's report thereon.

Our opinion on the consolidated financial statements does not cover the other information and we do not express any form of audit opinion or assurance conclusion thereon.

In connection with our audit of the consolidated financial statements, our responsibility is to read the other information and, in doing so, consider whether the other information is materially inconsistent with the consolidated financial statements, or our knowledge obtained in the audit or otherwise appears to be materially misstated. If, based on the work we have performed, we conclude that there is a material misstatement of this other information, we are required to report that fact. We have nothing to report in this regard.

**Responsibilities of the Directors for the Consolidated Financial Statements**

The Directors are responsible on behalf of the group for:

- The preparation, and fair presentation of the consolidated financial statements in accordance with the applicable financial reporting framework;
- The selection of elements/aspects of service performance, performance measures and/or descriptions and measurement bases or evaluation methods that present service performance information that is appropriate and meaningful in accordance with the applicable financial reporting framework;
- The preparation and fair presentation of service performance information in accordance with the group's measurement bases or evaluation methods, in accordance with the applicable financial reporting framework;
- The overall presentation, structure and content of the service performance information in accordance with the applicable financial reporting framework; and
- Such internal control as the Directors determine is necessary to enable the preparation of consolidated financial statements that are free from material misstatement, whether due to fraud or error.

In preparing the consolidated financial statements, the Directors are responsible for assessing the group's ability to continue as a going concern, disclosing, as applicable, matters related to going concern and using the going concern basis of accounting unless the Directors either intend to liquidate the group or to cease operations, or have no realistic alternative but to do so.

**Auditor's Responsibilities for the Audit of the Consolidated Financial Statements**

Our objectives are to obtain reasonable assurance about whether the consolidated financial statements as a whole are free from material misstatement, whether due to fraud or error, and to issue an auditor's report that includes our opinion. Reasonable assurance is a high level of assurance, but is not a guarantee that an audit conducted in accordance with ISAs (NZ) and NZ AS 1 (Revised) will always detect a material misstatement when it exists. Misstatements can arise from fraud or error and are considered material if, individually or in the aggregate or collectively, they could reasonably be expected to influence the decisions of users taken on the basis of these consolidated financial statements.



A further description of the auditor's responsibilities for the audit of the consolidated financial statements is located at the XRB's website at <https://www.xrb.govt.nz/standards/assurance-standards/auditors-responsibilities/audit-report-13-1/>. This description forms part of our auditor's report.

**Restriction on use of our Report**

This report is made solely to the members, as a body. Our audit work has been undertaken so that we might state to the members, as a body, those matters which we are required to state to them in our audit report and for no other purpose. To the fullest extent permitted by law, we do not accept or assume responsibility to anyone other than the members, as a body, for our audit work, for this report or for the opinion we have formed.

*Nexia Audit Christchurch.*

**Nexia Audit Christchurch**

28 February 2025

Christchurch





# STATEMENT OF SERVICE & PERFORMANCE

## CONSOLIDATED STATEMENT OF SERVICE PERFORMANCE

Consolidated Statement of Service Performance  
For the 12-month period ended 31 December 2024

### Our Purpose:

#### PROVIDING ACCESSIBILITY TO LIFELONG AND ENJOYABLE WATER POLO EXPERIENCES

- Sport is facing more and more challenges to remain relevant and accessible to the participant and young people in particular.
- New Zealand Water Polo recognises that the value proposition to the participant must be communicated effectively. This must be managed in a planned approach as the organisation has limited resources and must prioritise and plan the implementation of new initiatives.
- We must be inclusive and offer opportunities for all, we must be innovative and diverse in our approach.
- The development of leadership and capability in our clubs and schools must be prioritised to ensure we have a sustainable future.

### Our Values:

#### INCLUSIVENESS



#### INTEGRITY



#### EXCELLENCE



#### HONOUR



Our **values** guide us on our behaviours and our relationships with each other:

- We will be fully **inclusive** and create opportunities for everyone to participate
- The participant will be at the centre of our thinking and we will operate with **integrity**
- We will strive for **excellence** and achievement and support each other in our success
- We strive to compete and we will **honour** and celebrate those who achieve

### What are we going to do?

- 1. Sport: Create accessible opportunities**  
Create opportunities for participation that are evidenced based and have a strong value proposition
- 2. Performance**  
Produce champion athletes who succeed at age-group and full international tournaments
- 3. Engagement**  
Communicate and collaborate effectively to inform and inspire stakeholders
- 4. Athlete Development**  
Create a clear and transparent athlete pathway



## CONSOLIDATED STATEMENT OF SERVICE PERFORMANCE continued

Consolidated Statement of Service Performance  
For the 12-month period ended 31 December 2024

### Measures for Success:

#### Club Participation Numbers

##### 1. Sport: Create accessible opportunities

Create opportunities for participation that are evidenced based and have a strong value proposition.

	Men		Women	
	2023	2024	2023	2024
Open	228	206	129	105
Under 19	898	924	728	719
Under 12	306	335	189	221
<b>Total</b>	<b>1,432</b>	<b>1,465</b>	<b>1,046</b>	<b>1,045</b>

New Zealand Water Polo supports and/or runs events throughout the year for its members that range from Flippa Ball for young players, through to senior level competitions.

##### 2. Performance: Produce sustained international success.

Produce champion athletes who succeed at age-group and full international tournaments.

#### World Aquatics (Formerly FINA) Event Rankings

	2023		2024	
	Men	Women	Men	Women
Under 16	-	-	25th	21st
18 & Under	No Event	No Event	12th	8th
20 & Under	17th	8th	No Event	No Event
Senior	No Event	11th	No Event	9th

In 2022 New Zealand Water Polo implemented a formal selection process for New Zealand Water Polo national squads and teams. The selection policies relating to this process can be found here:

<https://nzwaterpolo.org.nz/selection-documents>

##### 3. Engagement

Communicate and collaborate effectively to inform and inspire stakeholders



New Zealand Water Polo has taken several steps to inform and collaborate with our stakeholders:

- ☐ Sent regular newsletters with key updates
- ☐ Posted articles to the website and social media
- ☐ Held meetings with Club Chairs to discuss important matters
- ☐ Worked on the "One Sport" initiative to strengthen the sport
- ☐ Collected feedback through post-competition surveys

These efforts help us stay connected, improve our events and support our community.

## CONSOLIDATED STATEMENT OF SERVICE PERFORMANCE continued

Consolidated Statement of Service Performance  
For the 12-month period ended 31 December 2024

### 4. Athlete Development

Create a clear and transparent athlete pathway

Number of Athletes in Athlete Pathway

	2023		2024	
	Men	Women	Men	Women
Under 16	44	54	47	32
Under 18	42	32	30	44
Under 20	35	33	22	30
Senior	39	27	47	20
<b>Total</b>	<b>160</b>	<b>146</b>	<b>146</b>	<b>126</b>

New Zealand Water Polo has a structured development pathway for athletes that provides for their development from school activities, through to club and ultimately participation in NZWP national squads. Further information on this can be found here <https://nzwaterpolo.org.nz/athlete-pathway>

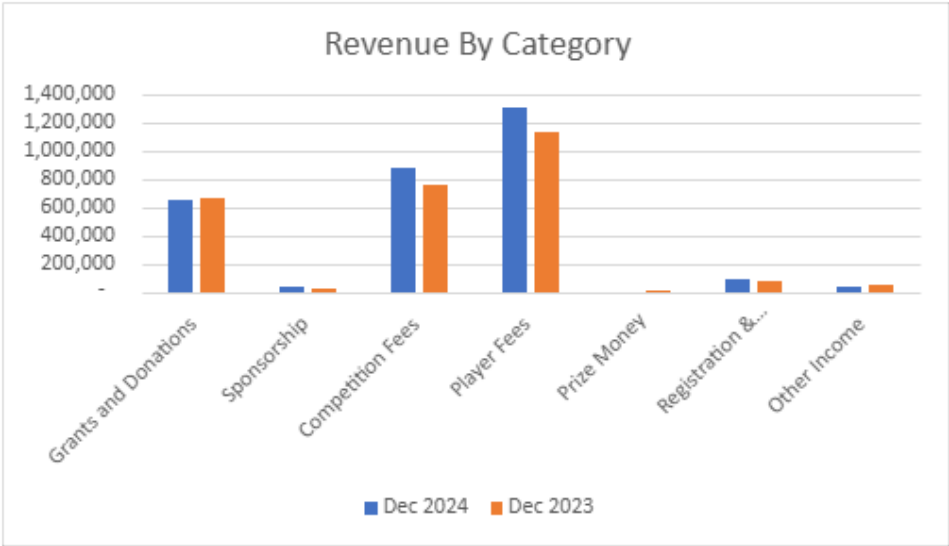




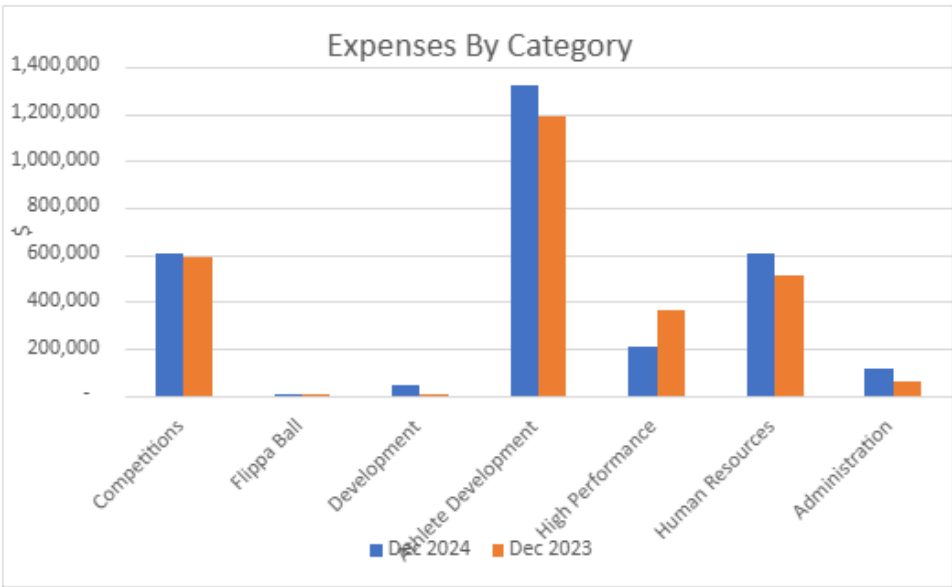
CONSOLIDATED STATEMENT OF SERVICE PERFORMANCE continued

Consolidated Statement of Service Performance  
For the 12-month period ended 31 December 2024

Where the money came from?



Where was the money spent?





# FINANCIAL STATEMENTS

## CONSOLIDATED FINANCIAL STATEMENTS

Consolidated Statement of Comprehensive Revenue and Expense  
For the 12 month period ended 31 December 2024


	NZWPA	
	Dec-24 \$	Dec-23 \$
<b>TOTAL REVENUE</b>	<b>3,023,003</b>	<b>2,748,273</b>
<b>NET REVENUE CENTRES SURPLUS</b>	<b>300,719</b>	<b>248,203</b>
<b>NET SERVICE CENTRES DEFICIT</b>	<b>(181,719)</b>	<b>(205,720)</b>
<b>TOTAL SURPLUS FOR THE PERIOD</b>	<b>119,000</b>	<b>42,483</b>
<b>REPRESENTED BY:</b>		
<b>REVENUE CENTRES</b>		
<b>Competition</b>		
Income	870,743	791,746
Expenses	(604,054)	(585,502)
<b>Competition Surplus</b>	<b>266,689</b>	<b>206,244</b>
<b>Flippa Ball</b>		
Income	41,758	43,208
Expenses	(7,728)	(1,249)
<b>Flippa Ball Surplus</b>	<b>34,030</b>	<b>41,959</b>
<b>NET REVENUE CENTRES SURPLUS</b>	<b>300,719</b>	<b>248,203</b>
<b>SERVICE CENTRES</b>		
<b>Development</b>		
Income	39,700	2,750
Expenses	(45,216)	(2,463)
<b>Development Surplus</b>	<b>(5,516)</b>	<b>287</b>
<b>Athlete Development Programme</b>		
Income	1,305,179	1,087,570
Expenses	(1,317,708)	(1,185,096)
<b>Athlete development Programme Deficit</b>	<b>(12,529)</b>	<b>(97,526)</b>
<b>High Performance Teams</b>		
Income	167,179	320,257
Expenses	(206,050)	(363,259)
<b>High Performance Deficit</b>	<b>(38,871)</b>	<b>(43,002)</b>
<b>Human Resources</b>		
Income	-	-
Expenses	(607,215)	(510,773)
<b>Human Resources Deficit</b>	<b>(607,215)</b>	<b>(510,773)</b>
<b>Administration</b>		
Income	598,477	502,742
Expenses	(116,065)	(56,181)
<b>Administration Surplus</b>	<b>482,412</b>	<b>446,561</b>
<b>The Foundation – High Performance</b>	<b>0</b>	<b>(1,267)</b>
<b>NET SERVICE CENTRES DEFICIT</b>	<b>(181,719)</b>	<b>(205,720)</b>



Consolidated Statement of Movements in Equity  
For the 12 month period ended 31 December 2024

	NZWPA	
	\$	\$
Opening Accumulated Funds	460,928	418,445
Total comprehensive revenue for the period	119,000	42,483
<b>Closing Accumulated Funds</b>	<b>579,928</b>	<b>460,928</b>

Accepted for and signed on behalf of New Zealand Water Polo Association Incorporated

  
.....  
Alex Howieson

Dated: 28 February 2025

  
.....  
Mike Bignell

Dated: 28 February 2025







## CONSOLIDATED FINANCIAL STATEMENTS

**Consolidated Statement of Financial Position**  
As at 31 December 2024

	Notes	NZWPA	
		Dec-24	Dec-23
		\$	\$
<b>Assets</b>			
<b>Current Assets</b>			
Bank Accounts Operations		468,594	348,790
Cash and Cash Equivalents		468,594	348,790
Term Deposits		131,633	168,490
Short Term Investments		131,633	168,490
Stock on hand		26,043	23,765
Debtors		56,071	18,486
Less : Doubtful Debt Provision		(2,768)	(921)
Net Debtors		79,346	17,565
GST Due		7,035	6,968
Prepayments & Accrued Income	N5	29,518	76,885
<b>Total Current Assets</b>		<b>716,126</b>	<b>635,495</b>
<b>Non-Current Assets</b>			
Investments		43,789	0
<b>Property, Plant and Equipment</b>	N8	4,371	4,618
<b>Total Assets</b>		<b>764,286</b>	<b>640,113</b>
<b>Liabilities</b>			
<b>Current Liabilities</b>			
Accrued Expenses	N7	58,781	31,219
Creditors		48,491	90,174
Fees Received in Advance	N6	30,959	-
Geoff Knights Trust Fund		3,518	3,518
Referees Fines Fund		4,149	4,149
Grants Received in Advance	N4	38,459	57,093
<b>Total Current Liabilities</b>		<b>184,357</b>	<b>186,153</b>
<b>Total Liabilities</b>		<b>184,357</b>	<b>186,153</b>
<b>Total Net Assets</b>		<b>579,929</b>	<b>453,960</b>
<b>Represented By:</b>			
Accumulated Funds		460,928	418,445
Total Surplus / (Deficit) for the year		119,000	42,483
		<b>579,928</b>	<b>460,928</b>

**Consolidated Statement of Cash Flows and Other Operating Activities**

For the 12 month period ended 31 December 2024

	NZWPA	
	Dec-24	Dec-23
	\$	\$
Cash received from customers and players	2,331,672	2,076,039
Cash received from grants	642,318	693,482
Cash paid to suppliers and employees	(2,871,072)	(2,824,075)
Other operating activities	-	3,518
<b>Net cash flows from operating activities</b>	<b>102,918</b>	<b>51,036</b>
Interest received	25,600	14,623
Acquisition of property, plant and equipment	(1,782)	(1,564)
Proceeds from property, plant and equipment	-	-
Investment in Term Deposits	(6,932)	(1,615)
<b>Net cash flows from investing activities</b>	<b>16,886</b>	<b>11,444</b>
<b>Net increase/decrease in cash and cash equivalents</b>	<b>119,804</b>	<b>39,592</b>
<b>Cash and cash equivalents at the beginning of the financial year</b>	<b>348,790</b>	<b>388,382</b>
<b>Cash and cash equivalents at the end of the financial year</b>	<b>468,594</b>	<b>348,789</b>
Cash and cash equivalents comprises of:		
Bank Accounts Operations	468,594	348,789
<b>Total cash and cash equivalents</b>	<b>468,594</b>	<b>348,789</b>



## Notes to the Consolidated Financial Statements

For the 12 month period ended 31 December 2024

### 1. Statement of Accounting Policies

#### A) i) Entity Reporting

New Zealand Water Polo Association Inc. is an Incorporated Society registered under the Incorporated Societies Act 1908 and a registered Charity under the Charities Act 2005. These consolidated financial statements comprise the society and its controlled entity, the New Zealand Water Polo Foundation (together - the Group). The Society established the New Zealand Water Polo Foundation under the Charitable Trusts Act 1957 on the 25 September 2014. The objective of the foundation is to support sporting or charitable purposes and in particular, through education, coaching grants and the development of facilities, to encourage the participation of youth in NZ in the sport of water polo.

For the purposes of financial reporting, the Group is a public benefit entity (not-for-profit).

The financial statements have been prepared in accordance with New Zealand Generally Accepted Accounting Practice ("NZ GAAP").

For the purposes of financial reporting, they comply with PBE Accounting Standards Not-For-Profit and Tier 2 reduced disclosure concessions have been applied.

The Group has elected to report in accordance with PBE Accounting Standards Not-For-Profit Tier 2 and is eligible to report under those standards on the basis that it does not have public accountability and has total annual expenses of less than \$33 million.

The statement of cash flows has been prepared using the direct method. The financial statements are prepared on an accrual basis. The consolidated financial statements are prepared on a going concern basis.

#### ii) Presentation Currency

The consolidated financial statements are presented in New Zealand dollars and have been rounded to the nearest dollar, except when otherwise indicated.

#### iii) Basis of consolidation

Business combinations are accounted for using the acquisition method as at the acquisition date, which is the date on which control is transferred to the Group. Control is the power to govern the financial and operating policies of an entity so as to obtain benefits from its activities. In assessing control, the Group takes into account potential voting rights that currently are exercisable.

#### Controlled Entities

Controlled entities are those entities controlled, directly or indirectly, by the Society. The financial statements of controlled entities are included in the financial statements using the purchase method of consolidation.

#### iv) Changes to Accounting Policies

There have been no changes in accounting policies during the financial year (last year - nil).

#### B) Measurement Base

The measurement system adopted is that of historical cost.

#### C) Specific Accounting Policies

The following specific accounting policies, which materially affect the measurement of consolidated financial results and consolidated financial position, have been adopted in the preparation of the consolidated financial statements.

##### Accounts Receivable

Accounts receivable are recognised and carried at original invoice amount less any allowance for any uncollectable amounts. Individually impaired accounts receivable relates to debtors for whom there is objective evidence of inability to pay. Accounts receivable are financial assets measured at amortised cost.

##### Valuation of Inventories

Inventories are stated at the lower of cost and net realisable value after making due allowance for damaged and obsolete stock.





## Notes to the Consolidated Financial Statements Cont.

For the 12 month period ended 31 December 2024

### Goods & Services Tax

All amounts are shown exclusive of GST, with the exception of accounts receivable and accounts payable which are shown inclusive of GST.

### Cash and cash equivalents

Cash and cash equivalents include cash on hand, deposits held at call with financial institutions, other short-term, highly liquid investments with original maturities of three months or less that are readily convertible to known amounts of cash which are subject to an insignificant risk of changes in value, and bank overdrafts. Term deposits with an original maturity of more than three months do not form part of the cash and cash equivalents and are recorded separately in the statement of financial position.

### Employee benefits

Short term employee benefit liabilities are recognised where the group has a legal or constructive obligation to remunerate employees for services provided and that are expected to be settled wholly before 12 months after the reporting date. Short-term employee benefits are measured on an undiscounted basis and expensed in the period in which the services are provided.

Defined contribution plans are post-employment benefit plans under which an entity pays fixed contributions into a separate entity and will have no legal or constructive obligation to pay further amounts. Obligations for contributions to defined contribution pension plans are recognised as an employee benefit expense in surplus or deficit in the periods during which services are rendered by employees.

### Financial instruments - accounting policy

#### i. Recognition and initial measurement

Receivables are initially recognised when they are originated. All other financial assets and financial liabilities are initially recognised when the Group becomes a party to the contractual provisions of the instrument.

A financial asset or financial liability is initially measured at fair value plus transaction costs that are directly attributable to its acquisition or issue. At initial recognition, an entity may measure short-term receivables and payables at the original invoice amount if the effect of discounting is immaterial.

#### ii. Classification and subsequent measurement

##### Financial assets

On initial recognition, a financial asset is classified as measured at: amortised cost; fair value through other comprehensive revenue and expense (FVOCRE) – debt investment and equity investment; or fair value through surplus or deficit (FVTSD).

Financial assets are not reclassified subsequent to their initial recognition unless the Group changes its management model for managing financial assets, in which case all affected financial assets are reclassified on the first day of the first reporting period following the change in the management model.

A financial asset is measured at amortised cost if it meets both of the following conditions and is not designated as at FVTSD:

- it is held within a management model whose objective is to hold assets to collect contractual cash flows; and
- its contractual terms give rise on specified dates to cash flows that are solely payments of principal and interest on the principal amount outstanding.

All of the Group's financial assets are financial assets at amortised cost, and consist of cash and cash equivalents, term deposits, and debtors. These assets are subsequently measured at amortised cost using the effective interest method. The amortised cost is reduced by impairment losses. Interest income, foreign exchange gains and losses and impairment are recognised in surplus or deficit. Any gain or loss on derecognition is recognised in surplus or deficit.

##### Financial liabilities

Financial liabilities are classified as measured at amortised cost or FVTSD. A financial liability is classified as at FVTSD if it is classified as held-for-trading, it is a derivative or it is designated as such on initial recognition.

Financial liabilities at FVTSD are measured at fair value and net gains and losses, including any interest expense, are recognised in surplus or deficit. Other financial liabilities are subsequently measured at amortised cost using the effective interest method. Interest expense and foreign exchange gains and losses are recognised in surplus or deficit. Any gain or loss on derecognition is also recognised in surplus or deficit.

All of the Company's financial liabilities are measured at amortised cost and consist of creditors.

#### iii. Derecognition

##### Financial assets

The Group derecognises a financial asset when the contractual rights to the cash flows from the financial asset expire, or it transfers the rights to receive the contractual cash flows in a transaction in which substantially all of the risks and rewards of ownership of the financial asset are transferred or in which the Group neither transfers nor retains substantially all of the risks and rewards of ownership and it does not retain control of the financial asset.



## Notes to the Consolidated Financial Statements Cont.

For the 12 month period ended 31 December 2024

### Financial liabilities

The Group derecognises a financial liability when its contractual obligations are discharged or cancelled or expire. The Group also derecognises a financial liability when its terms are modified and the cash flows of the modified liability are substantially different, in which case a new financial liability based on the modified terms is recognised at fair value.

On derecognition of a financial liability, the difference between the carrying amount extinguished and the consideration paid (including any non-cash assets transferred or liabilities assumed) is recognised in surplus or deficit.

### iv. Offsetting

Financial assets and financial liabilities are offset, and the net amount presented in the statement of financial position when, and only when, the Group currently has a legally enforceable right to set off the amounts and it intends either to settle them on a net basis or to realise the asset and settle the liability simultaneously.

### v. Impairment of non-derivative financial assets

The Group recognises loss allowances for expected credit losses (ECLs) on financial assets measured at amortised cost.

Loss allowances for trade receivables are always measured at an amount equal to lifetime ECLs. When determining whether the credit risk of a financial asset has increased significantly since initial recognition and when estimating ECLs, the Group considers reasonable and supportable information that is relevant and available without undue cost or effort. This includes both quantitative and qualitative information and analysis, based on the Group's historical experience and informed credit assessment and including forward-looking information. The Group assumes that the credit risk on a financial asset has increased significantly if it is more than 30 days past due.

The Group considers a financial asset to be in default when:

- the borrower is unlikely to pay its credit obligations to the Group in full, without recourse by the Group to actions such as realising security (if any is held); or
- the financial asset is more than 90 days past due.

## D) Comparatives

The current period consolidated financial statements of the Group are for the twelve months ended 31 December 2024. The comparative figures are for the 12 months ended 31 December 2023. Certain prior year balances have been reclassified to ensure consistency with current year's presentation.

## E) Use of estimates and judgements

The preparation of the consolidated financial statements in conformity with PBE Accounting Standards Tier 2 requires management to make judgements, estimates and assumptions that affect the application of accounting policies and the reported amounts of assets, liabilities, income and expenses. Actual results may differ from these estimates.

Estimates and underlying assumptions are reviewed on an ongoing basis. Revisions to accounting estimates are recognised in the period in which the estimates are revised and in any future periods affected. There are no significant judgements or estimates made in the preparation of these financial statements.

### Judgements in relation to the consolidated statement of service performance

In compiling the Group's Statement of Service Performance report, Management has made judgements in relation to which outcomes and outputs best reflect the achievement of our performance in accordance with the Group's purpose.

The Group's purpose, values, and key focus areas are based on its founding documents and strategic plan. The measures chosen for each focus area are considered to be the most important driver of success for that area, and have been approved by the Board.

There is very little judgement or estimation required for each measure that has been disclosed. Club participation numbers are based on data provided by each club.

## 2. Taxation

The Group is exempt from income tax under Income Tax Act 2007 on income earned for charitable purposes in New Zealand.

## 3. Expenses Included in Surplus

The total surplus for the period includes the following significant expenses

	NZWPA	
	Dec-24	Dec-23
	\$	\$
Bad & Doubtful Debts	2,768	921
Depreciation	2,029	2,478
Defined Contribution Plan Expense (Kiwisaver)	13,938	7,320
Employee Benefit Expenses (Salaries)	465,782	303,021



## Notes to the Consolidated Financial Statements Cont.

For the 12 month period ended 31 December 2024

### 4. Revenue

#### Revenue - Accounting policy

Revenue is recognised when the amount of revenue can be measured reliably and it is probable that economic benefits will flow to the Group and measured at the fair value of consideration received or receivable.

The following specific recognition criteria in relation to the Group's revenue streams must also be met before revenue is recognised.

#### Revenue from exchange transactions

##### Player Revenue

Player revenue is recognised when the services have been provided. Amounts received in advance are recognised as a liability until such time as the services have been provided.

##### Competition fees

Revenue from competition fees is recognised once the related competition has been held.

#### Revenue from non-exchange transactions

Non-exchange transactions are those where the Group receives an inflow of resources (i.e., cash and other tangible or intangible items) but provides no (or nominal) direct consideration in return.

With the exception of services-in-kind, inflows of resources from non-exchange transactions are only recognised as assets where both:

- It is probable that the associated future economic benefit or service potential will flow to the entity, and
- Fair value is reliably measurable.

Inflows of resources from non-exchange transactions that are recognised as assets are recognised as non-exchange revenue, to the extent that a liability is not recognised in respect to the same inflow.

Liabilities are recognised in relation to inflows of resources from non-exchange transactions when there is a resulting present obligation as a result of the non-exchange transactions, where both:

- It is probable that an outflow of resources embodying future economic benefit or service potential will be required to settle the obligation, and
- The amount of the obligation can be reliably estimated.

The following specific recognition criteria in relation to the Group's non-exchange transaction revenue streams must also be met before revenue is recognised

##### Sponsorship

Revenue from sponsorship agreements is recognised as the related services are provided in accordance with the terms of the sponsorship agreements

##### Grants and Donations

The recognition of non-exchange revenue from Grants and Donations depends on the nature of any stipulations attached to the inflow of resources received and whether this creates a liability (i.e. present obligation) rather than the recognition of revenue.

Stipulations that are "conditions" specifically require the Group to return the inflow of resources received if they are not utilised in the way stipulated, resulting in the recognition of a non-exchange liability that is subsequently recognised as non-exchange revenue as and when the 'conditions' are satisfied.

Stipulations that are 'restrictions' do not specifically require the Group to return the inflow of resources received if they are not utilised in the way stipulated, and therefore do not result in the recognition of a non-exchange liability, which results in the immediate recognition of non-exchange revenue.

Donor Institution	NZWPA	
	Dec-24	Dec-23
	\$	\$
Asia New Zealand Foundation	-	6,300
Constellation Community Trust	8,000	17,000
World Aquatics (FINA)	70,914	43,870
Four Winds Foundation	55,000	50,000
Grassroots Trust	10,000	20,000
High Performance Sport New Zealand	226,133	230,066
Lion Foundation	8,000	10,000
North & South Trust	13,000	3,354
NZ Community Trust	60,000	63,000
NZ Olympic Committee	20,507	13,074
Oceania Aquatics	-	1,193
Pelorus Trust	14,000	9,700
Pub Charity	40,000	40,000
Sport New Zealand	107,600	144,725
TAB	5,798	10,250
Trillian Trust	20,000	-
Wellington City Council	2,000	-
<b>Total</b>	<b>660,952</b>	<b>662,532</b>



**Notes to the Consolidated Financial Statements Cont.**

For the 12 month period ended 31 December 2024

Non Exchange Revenue by Category	NZWPA	
	Dec-24	Dec-23
	\$	\$
Grants and Donations	660,953	665,291
Prize Money	-	16,140
Sponsorship	35,704	30,639
<b>Total</b>	<b>696,657</b>	<b>712,070</b>

Exchange Revenue by Category	NZWPA	
	Dec-24	Dec-23
	\$	\$
Interest	25,600	14,623
Competition Fees	884,684	766,214
Other Income	11,137	35,444
Player Fees	1,314,924	1,137,583
Registration & Affiliation Fees	90,001	82,339
<b>Total</b>	<b>2,326,346</b>	<b>2,036,203</b>

Received in Advance	NZWPA	
	Dec-24	Dec-23
	\$	\$
Grants received in period not yet spent:		
High Performance Sport New Zealand	38,459	57,093
<b>Total</b>	<b>38,459</b>	<b>57,093</b>

**5. Prepayments and Accrued Income**

Prepayments relate to expenditure paid in the current financial period but relating to future periods.

Accrued income relates to income earned in the current financial period but not yet received.

	NZWPA	
	Dec-24	Dec-23
	\$	\$
Interest	4,334	2,990
National Mini Storage	1,941	1,941
Athlete Development Programme	23,243	-
Senior Women's flights	-	71,954
<b>Total</b>	<b>29,518</b>	<b>76,885</b>

**6. Fees Received in Advance**

Revenue relating to future periods but received during the current financial period:

	NZWPA	
	Dec-24	Dec-23
	\$	\$
Athlete Development Programme	30,959	-
<b>Total</b>	<b>30,959</b>	<b>-</b>

**7. Accrued Expenses**

	NZWPA	
	Dec-24	Dec-23
	\$	\$
Annual Leave	11,996	15,665
Audit*	8,450	5,450
Coaching Costs	-	1,757
Pool Hire	8,200	-
Referee Match Fees	-	2,805
Staff payroll	13,313	5,541
Uniform	16,822	-
<b>Total</b>	<b>58,781</b>	<b>31,219</b>

\*Audit Fee: The total audit fee for the year ended 31 December 2024 is \$10,350, of which \$8,450 remains accrued as at balance date.  
The difference reflects partial payments made prior to year-end.

**Notes to the Consolidated Financial Statements Cont.**

For the 12 month period ended 31 December 2024

**8. Property Plant and Equipment**

Property, Plant and Equipment are included at cost less accumulated Depreciation. Depreciation is calculated using the diminishing value method (D.V) at the following rates:

Software & equipment	40%	D.V.
Water polo equipment	25% - 67%	D.V.

When an item of property, plant and equipment is disposed of, any gain or loss is recognised in the statement of revenue and expense, calculated as the difference between the sale price and the carrying value of the item. The Group assesses the carrying value of each fixed asset annually. Where the estimated recoverable amount of the asset is less than its carrying amount, the asset is written down.

This impairment loss is recognised in the statement of revenue and expense. The Group has reviewed property, plant and equipment for impairment and found no case of any significant impairment of their value.

Description	Opening Cost	Opening Accumulated Depreciation	Opening Net Book Value	Additions	Depreciation for the Year	Closing Cost	Closing Accumulated Depreciation	Closing Net Book Value
<b>31-Dec-23</b>								
Software & Computers	15,290	10,812	4,478	1,564	2,208	16,854	13,020	3,834
Water Polo Equipment	4,625	3,570	1,054	-	270	4,625	3,841	784
	<b>19,915</b>	<b>14,382</b>	<b>5,532</b>	<b>1,564</b>	<b>2,478</b>	<b>21,479</b>	<b>16,861</b>	<b>4,618</b>
Software & Computers	16,854	13,020	3,834	1,782	1,830	18,636	14,851	3,785
Water Polo Equipment	9,700	8,916	784	-	198	9,700	9,114	586
	<b>26,554</b>	<b>21,936</b>	<b>4,618</b>	<b>1,782</b>	<b>2,028</b>	<b>28,336</b>	<b>23,965</b>	<b>4,371</b>

**9. Commitments**

There were no capital expenditure commitments as at 31 December 2024. (December 2023: \$nil)

**Leases**

Operating leases are those where all the risks and benefits incidental to ownership are retained by the lessor. Operating lease payments are expensed in the periods that the amounts are payable.

	NZWPA	
	Dec-24	Dec-23
	\$	\$
Less than one year	3,776	2,517
<b>Total</b>	<b>3,776</b>	<b>2,517</b>

Total lease expense recognised in the consolidated statement of revenue and expense for the year is \$10,068 (2023: \$13,180).

**10. Contingent Liabilities and Assets**

No contingent liabilities / assets are known to exist at balance date. (December 2023: \$nil)

**11. Related Parties and Key Management Personnel**

Key management personnel include the trustees of the society. Remuneration and other benefits are as follows:

	NZWPA			
	2024	2023	2024	2023
No. Personnel	No. Personnel		Remuneration	
Trustees (8)	8	8	-	-
Senior management FTE	1	1	141,311	130,041
<b>Total</b>			<b>141,311</b>	<b>130,041</b>

Megan Thomson, a trustee of the Association, received \$5,000 in coaching fees during the reported period. This payment was for services provided outside her role as a trustee and does not relate to trustee remuneration.

**12. Subsequent Events**

There have been no events subsequent to balance date which would materially affect the consolidated financial statements. (December 2023: nil)



# AWARD HOLDERS

## Life Members

WH (Bill) Dyson	1989
Jaap de Haan	1989
Jack Mazzoleni	1989
Geoff Knights	
Chris Hayward	2002
Liz Burman	2006
Doug Campbell	2008
Rob Borgers	2015
Steve Knights	2015
Craig McGuinness	2017
Ian Gunthorp	2021
Lachie Marshall	2021
Paul Kayes	2022
Aleisha Clarke	2023
Russell McKinnon	2024
Slim Potter	2024

## Distinguished Service Awards

Geoff Knights	1993
Chris Hayward	1998
Clive Hesketh	1998
Liz Burman	2001
Doug Campbell	2002
Lindy Naylor	2015
Davor Carevic	2017
Terry Logan	2018
Rahiti Teokotai White	2023
Megan Thomson	2024

## Service Awards

Geoff Knights	1989	Mike Richards	2002	Diane Law	2013
Ken Mark	1989	Kurt Goldsworthy		Cheryl McGuinness	2013
Evelyn Jackson		Richard Clark	2004	Janeane Shrimpton	2013
Shirley Barrett	1994	Gary Campbell	2006	Fraser Bickley	2013
Alison Carter	1994	Lynne Percy	2007	Rob Borgers	2013
Glenys Doherty	1994	Davor Carevic	2008	Paul Kayes	2013
Clive Hesketh	1994	Jane Foster	2009	Sarah Polaschek	2015
Chris Hayward	1995	Trish Cox	2011	Matt Payne	2017
Peter Walls	1995	Michael Brooks	2011	Lachie Marshall	2018
Gillian Smeith	1996	Jonathan Ware	2011	Nigel Ainley	2018
Judy Harvey		Paul Monney	2011	Aleisha Clarke	2019
Liz Burman	1998	Robbie Tindall	2012	Zoltan Boros	2021
Iain Ansell	1998	Andrew Koscis	2012	James Ross	2021
Alistair Gibson	2000	Deb Bowry	2013	Rahiti Teokotai-White	2022
Steve Knights	2001	Mary Crewdson	2013	Pam Scheirlinck	2022
Glenn Benge	2001	Sarah Goffe	2013	Alastair Hulbert	2024
Glyn Williams	2002				





# BOARD MEMBERS & STAFF

## Patron

Sir Stephen Tindall

## Board of Directors

Alex Howieson

Megan Thomson

Mike Bignall

Rachel Cade

Cecilia Lambie

Fiona Oliver

Sam Saxton

Ruth Sio-Lokam

Chair

Deputy Chair



## Staff

Jan Shearer

Pam Scheirlinck

Blake Taylor

Eelco Uri

Polly Powrie

Jacqui Hulbert

Tanisha Keach

Leonie Phillips

Henry Whitfield

Jhanna Savov

Helena Gasson

Angie Winstanley-Smith

Joe Kayes

Janet Masina

Chief Executive Officer / High Performance Director

Finance Manager

National Events Manager

Sports Director

High Performance Manager

Communications Manager (*left February 2024*)

Digital & Marketing Manager (*started July 2024*)

Community Competitions Manager (*left May 2024*)

Competitions Manager (*started July 2024*)

Competitions Manager (*started July 2024*)

Operations Manager (*started June 2024*)

Women's Head Coach

Men's Head Coach (*started July 2024*)

World Aquatics GMS Administration



# SELECTORS

Eelco Uri

Davor Carevic

Graeme Gunthorp

Iain Ansell

Facundo Policarpo

Angie Winstanley-Smith

Slim Potter

Josh Potaka

Megan Thomson

Nemo Radjen

Dylan Smith

Lead Selector – Convenor

Lead Selector

Women's Selector

Men's Selector

U25 Women's Selector

U25 Men's Selector

U20 Women's Selector

U20 Men's Selector

U18 Women's Selector

U18 Men's & U16 Men's Selector

U16 Women's Selector







# Obituaries

In remembrance of those we have lost, we dedicate this section to the cherished members of our community who have passed away over the past year. Their contributions have left an indelible mark on our organisation. As we honour their memories, we reflect on their legacies and the impact they have had on all of us. Their spirit and dedication will continue to inspire us as we move forward.



### **Mark Harding**

It is with sadness that we advise of Mark's death – after a short battle with cancer.

Mark's sporting achievements deserve, and will get, fuller coverage from those closer to him than me. However, it can be recognised here that Mark was an exceptional sportsman. He was extraordinarily strong as a teenager, swift in the water, talented as an all-round water polo player and highly regarded in other sports.

In a period when many water polo players excelled athletically – especially in swimming, surf lifesaving and basketball – the 1970s included some who reached elite levels in rugby. For example, the 1975 NZ Men's team included Russell McConnochie (Otago Colts & U21 teams), Paul Tuoro (Counties and NZ Maoris), Murray Davie (Canterbury and

1983 All Blacks) and Mark (Canterbury, NZ U21s & U23s and 1983 Wallabies).

From his early days in Christchurch club water polo, with age group Canterbury and NZ teams, Mark became an automatic selection for the senior Canterbury and NZ Men's teams. He represented NZ from 1973 to 1982 and again, from Sydney (where he had become a staunch member of the Cronulla water polo fraternity), in 1988. A fellow player in that 1988 team, Brendan Horan, describes Mark as being 'a great team-mate and a wonderful person'.

In an on-line reunion of the 1975 team (in 2020), Mark described himself as 'still having everything he was born with: no new knees, hips or shoulders'. He will be sorely missed.

*Written by Ian Gunthorp  
30 September 2024*





### **Murray Scott**

The Canterbury water polo team won 28 of the 58 National Provincial Championships held in the period 1909 to 1976. This domination of the sport in New Zealand included the last two critical decades when one man played a part perhaps unequalled in terms of playing, coaching and administration. He was Murray Scott. Murray died on 23 September after a long illness.

Introduced to water polo at his beloved Beckenham Club in the mid 1950s, when there was no junior, schools or women's water polo, Murray had to learn quickly how to hold his place, often literally, amongst men who were experienced in the fine arts of underwater grappling. Over the years he became an expert. Never the fastest swimmer, Murray compensated with his determination, defensive abilities, strength and ball skills. He was in the Canterbury team for several years and then became its

dedicated coach. He was also coach of Beckenham-Sockburn when it won the Ryan Cup (for national inter-club competition) for three consecutive years – 1974-76.

In 1972 Murray was selected in the NZ Tournament team and awarded the honour of captaincy. [Members of the national side, for which Murray was considered an unlucky omission, were not considered for selection.]

Well known Christchurch sports journalist and author, Ray Cairns, wrote vividly about Murray. A couple of Ray Cairns' most notable quotes were:

- His style of play has always been rather robust and he revels in upsetting both the composure and reputations of opposing forwards.
- That, in 1972 when retirement from representative play beckoned for Murray, 'The Canterbury team will not seem the same without Scott. He was first chosen for the senior side when

he was 18, and in the 14 seasons since that time, has only twice missed the national championships – and then because he was unavailable’.

Murray became a NZ selector and coach of the NZ team to Australia in 1973, NZ manager of the men’s team to Europe in 1974, coach of the 1975 NZ men’s team at the NZ Games in Christchurch - when the team played Australia, Yugoslavia, Russia, USA and Great Britain (against whom it recorded its first ever international win 6-3) – and coach of the NZ team in 1976.

Murray had close family connections in water polo. Brothers Lindsay and Bevan both played in Canterbury teams and wife, Charmaine, was an ever patient supporter. Murray served on the NZWP Board and Canterbury WP Board (as Chairman) for several years.

*Written by Ian Gunthorp*

*25 September 2024*





### **Wayne Martlew**

Wayne rose to prominence in NZ water polo as a youngster and quickly developed through the senior ranks in the 1960s and 1970s. He had a stroke a few years ago and didn't recover as hoped. His favoured left arm, so strong when attacking opponents' goals, was rendered weak and his speech was a little impaired. Facing other difficulties, Wayne had a fall recently, possibly as a result of a further stroke. He died earlier this week at his home in Australia.

Wayne was a long-standing and enthusiastic member of the Hutt Swimming Club. He was an outstanding swimmer but it was water polo in which he represented NZ. In 1965 Wayne was selected in the NZ Men's team which travelled to Hobart to play in the Australian Championships. It was deliberately selected as a 'young team for the future' and contained only two experienced senior players: Andrew Kocsis, a former member of the pre-

revolution 1956 Hungarian Olympic squad, and Charlie Bird, the Auckland goalkeeper. The team played training matches in Hobart against state teams until the Australian water polo authorities arrived and stated that they had not officially invited the NZ team – so the team had to return home.

With brother, Gary, who also swam, played and coached at a high level in NZ, the pair, alongside several other dynamic and successful Hutt personalities, were formidable.

Wayne went on to be selected in the NZ U-23 team which toured Victoria in 1969 and NZ teams which played in Australia, Europe and NZ in the 1972-75 period. He did not fit the mould of a big, tall player but he was fast and extremely effective on the right hand post. Wayne scored a lot of goals. He will be remembered.

*Written By Ian Gunthorp*





## Funders & Sponsorship

# A huge thank you to the funders & sponsors that make our sport possible

### Funders

Constellation Community Trust · Four Winds Foundation · Grassroots Trust · High Performance Sport NZ · New Zealand Community Trust · New Zealand Olympic Committee · Pelorus Trust · Pub Charity Ltd · Sport New Zealand · TAB · The Lion Foundation · The North & South Trust · Trillian Trust Ltd · Wellington City Council · World Aquatics

### Sponsors

AUT Millennium · Delfina Sport · Entain New Zealand · John Matthews & Associates · Kap7 · New Zealand NZ Sport Collective Ltd · Premium Real Estate · Stream Shop Ltd · Suzuki NZ · The Tindall Foundation · Trophy Specialists & Engraving Ltd



