



ANNUAL REPORT
2011 - 2012



CONTENTS

BOARD MEMBERS & STAFF	1
AWARD HOLDERS	1
HIGH PERFORMANCE APPOINTMENTS	2
REPORTS	3
Chairman’s Report	3
Business Development Report	5
Operational Report	9
FINANCIAL STATEMENTS	12
Financial Performance	12
Movements in Equity	14
Financial Position	15
Notes to the Financial Statements	16
PARTICIPANT NUMBERS	22
INTERNATIONAL RESULTS	26
Women’s International Results	26
Men’s International Results	29
NATIONAL RESULTS	31
OBITUARIES	45

BOARD MEMBERS & STAFF



Board

Patron	Sir Stephen Tindall
Chairman	Rob Borgers
Board of Directors	Keith Brodie
	Kevin Cox
	Chris Hayward
	John Payne
	Sarah Polaschek
(Co-opted)	David Jackson
	Nigel Ainley

Office

Operations Director	Eelco Uri
National Office Manager	Pamela Scheirlinck
Business Development Manager	Russell McConnochie
Office Administration	Nyree Smith
Northern Junior Development officer	James Davidson (From June 2012)

Office Details

Principal Address

The AUT Millennium Centre
17 Antares Place
Mairangi Bay
Auckland 0632

Postal Address

P O Box 302 – 145
North Harbour
Auckland 0627

Bank	Bank of New Zealand – Rotorua Branch
Auditors	KPMG

AWARD HOLDERS



Life Members

J de Haan	
C Hayward	2002
E Burman	2006
D Campbell	2009

Honours Awards

C Hayward	1998
C Hesketh	1998
E Burman	2001
D Campbell	2002

Service Awards

S Barrett		K Williams	1998	D Carevic	2008
A Carter		A Gibson	2000	J Foster	2009
G Doherty		S Knights	2001	T Cox	2011
K Mark		G Bengé	2001	M Brooks	2011
G Smeith		G Williams	2002	J Ware	2011
P Walls		M Richards	2002	P Monney	2011
J Harvey		K Goldsworthy	2005		
E Burman	1998	G Campbell	2006		
I Ansell	1998	L Percy	2007		

HIGH PERFORMANCE APPOINTMENTS



		Womens Programme	Mens Programme
	Convenors	Sharon Geary	Chris Hayward
Senior	Head Coach	Eelco Uri	Kurt Goldsworthy
	Assistant Coach		Johnathon Ware
	Team Manager	Lian Mazzoleni	Lachlan Tijssen
Junior	Head Coach	Richard Claridge	N/A
	Assistant Coach	Michael Buck	
	Team Manager	Sharon Geary	
Schools	Head Coach	Matt Payne	Johnathon Ware
	Assistant Coach	Emily Cox	-
	Team Manager	Phil Howat (part time) Jane Foster	Holona Lui
Youth (Born 93/94)	Head Coach	Richard Claridge	Johnathon Ware
	Assistant Coach	Michael Buck	-
	Team Manager	Sharon Geary	Holona Lui
Youth Development (Born 93/94)	Head Coach	Phil Howat	Johnathon Ware
	Team Manager	Jane Clabrough	Chris Hayward
U18 Development	Head Coach	Matthew Payne	N/A
	Assistant Coach	Emily Cox	
	Team Manager	Janet Oloapu	
U16 July 2011	Head Coach	N/A	Josh Campbell
	Assistant Coach		Andy Skora
	Team Manager		Janet McBain
U16 June 2012	Head Coach	Tim Chambers	Andy Skora
	Assistant Coach	Emily Cox	James Davidson
	Team Manager	Janet Oloapu	James Davidson
U15 July 2011	Head Coach	Tim Chambers	Alex McKenzie
	Assistant Coach	-	Kieran Hattie
	Team Manager	Lynne Percy	Glen Flavell
U15 June 2012	Head Coach	Emily Cox	Alex McKenzie
	Assistant Coach		Tim Hunt
	Team Manager	Lynne Tonkin	Deb Bowry



Chairman's Report

I am very pleased to report that overall the year's activities exceeded our plan.

Financially we out performed our budget, NZWP became a registered Charity, competitively we made progress, administratively the "Wellington" situation was resolved, we welcomed a new club to our community, and the Governance changes that were committed to last year have all been actioned and are now in place.

The New Zealand Water Polo Foundation is now close to reality. You will be invited to make comments at the AGM and vote on its establishment.

As a sport we are very well served by a small number of employees and a large number of volunteers. It is with the positive interaction of all people associated with our sport that we continue to make progress and are back on a positive growth path.

To Pam, Russell, Eelco and Nyree I thank you for your continued loyalty and focus on the collective outcomes. To all you volunteers and administrators throughout New Zealand, our competitors and referees, could not have improved without your contribution. Cory's appointment as a neutral referee at the London Olympics is further testament to our improving status internationally.

Thank you on behalf of the sport for all the time you have donated.

Over the last few years NZWP head office has become very proficient at managing competitions of varying scale. As such we have a growing reputation and developed systems required to make sure everything happens as it should. Russell and Eelco have built on the solid base established by Chris Hayward in this area and I would like to think that in the not too distant future we will be asked to run another International competition of significant standing here New Zealand.

Eelco's work in the development of sophisticated coaching systems is now recognized by Sport NZ as leading edge. I hope you are taking advantage of these programs to develop the ability of your teams and growing your coaching resources. The board looks forward to the development of strong, skilled and well coached teams within our own competitions.

This year we received from the ASB Community Trust, seed capital to employ a new resource to expand our offer to Junior Water Polo and Flipa Ball in the Auckland region. It is the board's hope this will develop into a program we can replicate in more regions throughout New Zealand. We are very grateful to ASB for the funding provided for this initiative.

We also want to recognize the continued support we receive from a number of Trusts throughout the country, it is second to none. Our sport would be severally constrained if it weren't for the help we get from NZCT, Southern Trust, Lion Foundation to name but a few.

Our sponsors and Sport NZ play a vital role in our on-going survival and therefore our thanks go to them as well. They are all very important contributors to the NZ Water Polo community.

As you are no doubt aware a Parliamentary review of what happens to the proceeds of gaming machines is currently underway. This may have serious consequences for our sport so as a national body we would urge you to make sure all your local MP's are aware of your views on the matter. It is our opinion that to direct the distribution of funds through local bodies is unlikely to be good for our sport. It is therefore imperative The NZ Water Polo Foundation grows a large pool of funds as quickly as possible, so over time we will become less dependent on external bodies for the day to day survival of our sport's activity in New Zealand. When all the documentation and approvals are in place I look forward to your collective support and endorsement of the Foundation.

Chairman's Report, continued.

During the year the Board asked Nigel Ainley, a seconded board member, whether he would be prepared to lead the strategic review of our sport and with Russell travel through NZ to assemble a collective view of where we all thought the sport should head.

Nigel has given the board a condensed version of his findings to date and I'm sure he would welcome the opportunity to discuss this further during scheduled breaks in the AGM. Nigel and Russell anticipate having a document available for circulation and further discussion within the next few months.

Sarah Polaschek and a team of others including board members and external volunteers, began a whole of sport review of High Performance, but as the strategic review could have a significant impact on expectations in this area, further work was suspended pending the outcomes from the Strategic review.

Keith Brodie continues as our representative on Aquatics New Zealand steering a cautious and conservative course in our dealings with our FINA colleagues in Aquatic matters. NZWP continues to provide secretariat support to Aquatics NZ and has done so since its inception. We believe the true value of this organization will start to become apparent in time and NZWP continues to support the entity. Keith's continued work for the board is valued especially in commercial matters.

CH and John Payne have provided wise counsel on a broad range of Board matters, thank you for your input and continued support.

I would like to acknowledge and thank Kevin Cox for the contribution he has made over the years since his appointment to the board. This year he has sought not to seek re-appointment. He has offered wise counsel when it comes to business matters and can be guaranteed to bring a contra opinion to any discussion.

Seconded member David Jackson has been very busy and distracted by Fonterra matters this year, so has had limited involvement with our board this year. None-the-less I thank him for the time he has donated to us, it's appreciated and valued.

The coming year sees the number of board members grow to 8. We look forward to a strong contribution from the new members. The next 5 years will be very exciting for NZ Water Polo and therefore we will rely heavily on the skills around the table to deliver the best long-term outcomes we possibly can for our sport.

The step Water Polo in New Zealand took almost 8 years ago to separate Governance and Management has, in my opinion, been of significant benefit to the sport. Yes we have had few hiccups along the way, but as with all adolescents growing to adulthood if there are no scars then you have not taken any risks. There is nothing wrong with taking risks, as long as any downside is well managed.

The Board has by necessity been very conservative over the last 4 years and now we have built our reserves again to sustainable levels we will begin to look at improving our service to NZ Water Polo Inc. We acknowledge there is so much potential to improve the playing and participation experience of Water Polo in New Zealand, so let me confirm for you all now, we are once again on the move and this time the results will be different. We are of course a not-for-profit organization and surpluses will in future be reinvested back into the development of Water Polo in New Zealand.

Thank you for your attendance at and participation in the Annual General Meeting, I look forward to your continued support and to giving you even more positive news next year.

Rob Borgers

Chairman New Zealand Water Polo

Business Development Report

Financial Report

The financial result this year is better than expected.

The results reflect the combined results of the NZWP operations activity and the financial movement within the High Performance activities. These activities operate separate bank accounts keeping competitors committed funds isolated.

The total surplus for the year of \$127,826 includes \$52,675 of high performance committed funds thus leaving a surplus for the NZWP Operations of \$75,151. This is higher than anticipated because of several items as follows:

- Less spent on travel.
- We are no longer required to pay FBT.
- A small amount of additional funding from Sport NZ.
- Less ACC charges.
- Better than expected funding results.

Areas to note on reviewing the Statement of Financial Performance are:

1. The Domestic Competition Surplus is approximately half of that in 2011 because there have been no international tournaments held in the past year.
2. The Flippa Ball surplus is slightly increased over 2011.
3. There are more reserves in the High Performance service centre reflecting a high level of fundraising for future tours and anticipated coaching costs.
4. The Human Resources service centre was previously the Coaching service centre. This cost centre now includes all salaries and other staff expenses (cars, travel, & phones).
5. The Administration service centre has had an increase in income due to the introduction of registration fees.

Our thanks go out to the trusts that have supported us over the year. Rob has mentioned NZCT, Southern Trust and the Lion Foundation but we have also received grants from the ASB Community Trust, Pub Charity, The Nautilus Foundation, the Pelorus Trust and Youthtown.

The aim over the last few years has been to build up sufficient reserves to enable NZWP to continue to provide services through a period where funding has ceased or significantly reduced. We have estimated the requirement for this reserve to be approximately \$200,000. This year's results would have meant approximately \$150,000 in retained earnings (not including high performance committed funds) however we will be moving approximately \$28,000 across to the Foundation in the new year and this will reduce our reserves. Going into the next financial year we have funding carried forward so the funding risk is somewhat reduced plus we expect that at the next year end we will be closer to the retained earnings goal.

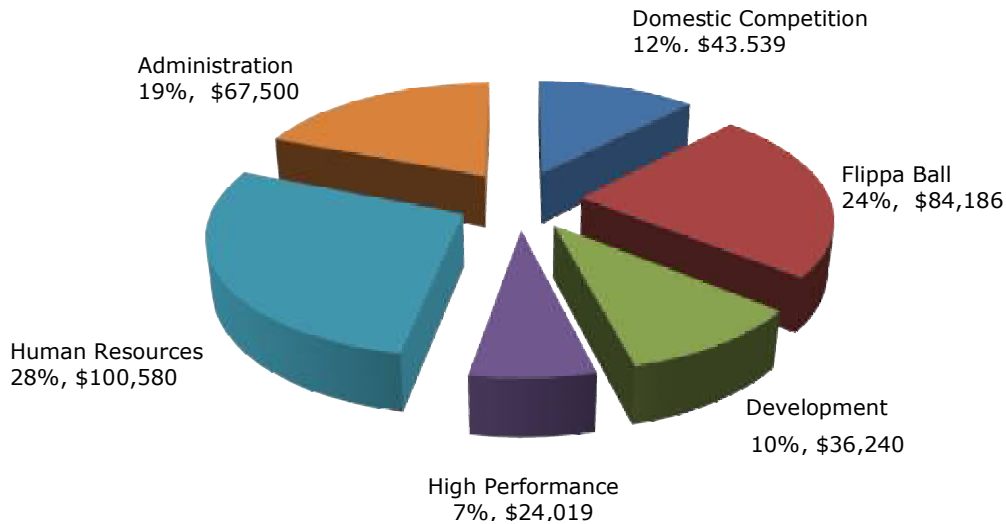
Funding continues to be a potential risk to the organisation. We continue to work on ways to reduce our dependence on gaming trusts as the single biggest risk to the delivery and development of our sport.

In general terms our funding is from three areas:

	Percent of funding	Approx months of funding
Sport NZ	19%	2.4
Self Funding (Flippa Ball, National & International Competitions, equipment sales and registration fees)	36%	4.4
Funding Grants (Gaming Trusts, Regional Trusts & other)	44%	5.2

Business Development Report, continued.

The allocation of the funding (Sport NZ and Funding Grants) over the past year has been:



NZWP as a Charity

In December 2010 NZWP applied to the Charities Commission to become a Charity. We were granted this status in November 2011 and we have been working on the best method of presenting this to our constituency.

The definition of a "donation" is an unconditional gift of money made voluntarily to a charitable organisation, where there is no identifiable direct benefit to the donor or the donor's family. This means that we are not able to receipt funds from representative players or their parents towards funding them, or their children's, activities.

An individual who makes a donation of \$5 or more to a donee organisation can claim a donation tax credit after the end of the tax year (31 March). The tax credit is the lesser of one-third of the donations made, or one-third of the donor's taxable income.

If a company makes a donation to a donee organisation, the company can claim a tax deduction in its income tax return. Companies can claim a deduction for donations, up to a maximum claim equal to the company's net income calculated before taking into account the deduction. Previously, the maximum deduction was equal to 5% of the company's net income calculated before taking into account the deduction.

The method of donation we think may hold the best potential for Water Polo is **Payroll Giving**.

This is where Employees choose to have a regular deduction made from their pay. Employees that donate via payroll giving receive an immediate PAYE credit of 33% of the donation amount. This means if you donate \$6, it actually only costs the employee \$4 – less than a cup of coffee.

Using this example of "a cup of coffee a week" we would need only 700 donors in the scheme to reach the goal of self sustainability and remove our dependency on Gaming Trust funding completely.

We have over 11,000 individuals playing Water Polo in New Zealand that are probably representing around 10,000 families. If 7% of these families decided that Water Polo was a cause worthy of support we would reach that goal for the current structure.

You will find more information on the web site including forms and we would strenuously encourage everyone who is involved at any level of this sport to participate in this scheme if possible. We all want the sport to progress towards new heights and this payroll giving presents an opportunity to significantly change the manner in which the sport has been managed historically.

Business Development Report, continued.

This reduction/removal on the dependence on Gaming trusts does not mean that funding applications will cease. These need to be continued and the surpluses used to develop Water Polo in line with the strategic vision. If the same level of funding is maintained then we could be looking forward to interesting times for Water Polo in New Zealand.

Flippa Ball

Flippa Ball continues to be a major contributor to our self funding providing just under half of those funds and we will continue to explore opportunities to develop this activity countrywide.

For the last three years Flippa Ball numbers have remained relatively stable with incremental increases. Over the next few years we want to see an increase in the number of leagues and venues. The largest opportunity to grow is in Auckland and with James Davidson now in the role of Northern Junior Water Polo Development Officer we have a full time resource focused on enabling this to happen. Not only are we looking at new Leagues we are also looking at options for multi pool leagues and boosting number of players in leagues with spare capacity.

Flippa Ball remains very much the gateway to water polo. The more we can develop good fundamentals at this level the better their experience will be and the better the pull through to water polo. To facilitate this we will be putting together development programs to compliment the Flippa Ball leagues. These programs will focus on player fundamental skills and the development of coaching skills. Whereas we understand that there is a large drop off of players transitioning from Flippa Ball to intermediate water polo we want to maximise the numbers who do carry on and have their teams supported by good basic coaching methodology.

Participation Numbers

You will see the Participant Number section later in the report with a breakdown of the numbers in a different format from previous years and now includes information on coaches and referees.

There are some interesting numbers as follows:

- The best estimate of the total number of water polo players in NZ is **11,477**.
- The biggest part of water polo in New Zealand is secondary schools with **3,125**.
- When we look at the club player numbers there are two figures that stand out:
 - The number of registered under 20s in New Zealand is **46**.
 - The number of senior registered players is **126**.

As we go forward these figures present us with areas to focus on and some significant challenges to develop and grow as a sport.

Constitutional Changes

This year sees a major change in manner in which the directors are selected to the board. The changes were agreed in principal at the 2011/12 AGM, checked with a constitutional lawyer and the final wording subsequently passed through a postal Special General Meeting earlier this year.

The Board will now be comprised of 4 members that are appointed by the Selection Panel and 4 members that are elected at the AGM. We have 5 nominations for the 4 positions to be elected and it is encouraging that there are people within the water polo constituency that are prepared to commit the time required to assist with the governance of the sport.

Going forward it will be healthy if there are sufficient numbers of nominations so that a vote was required every year. This will indicate that the sport is healthy and people are connected enough that they can see that they can help to make a difference. The alternative, where we do not have sufficient numbers to fill the roles would indicate apathy and a sport that could be in decline. Let us hope that this does not

Business Development Report, continued.

happen and we remain vigorous and committed to a future that sees us meeting our strategic goals and take a position of prominence in the NZ sporting scene.

This year we have also reviewed the Constitution and submitted a number of remits for consideration at the AGM. The largest of these is how the Centres and Clubs are structured with the remainder being a general tidy up.

The intent with the remit on Structure is to provide a simplified model that still allows flexibility and growth. Centres will still exist with the NZWPA constitutional requirements reduced and focused on providing value to their clubs and local growth of the sport. This then changes the way we determine the delegates. In the past it has been through the centres but with the proposed changes that will change to club delegates plus centre delegates.

Although the process around Constitutional changes may seem tedious and not really relevant to the delivery of water polo please consider that the constitutional framework provides a structure on which we can build a strong sport and as such we need to ensure that it is relevant, flexible and allows fair representation of our constituency.

Strategy

Most of the Clubs and Centres met with Nigel Ainley and I earlier this year with respect to getting input into a new strategic plan to take NZWP into the future. Although the next step, a draft of the strategic direction, is later than we initially discussed we will present an outline, at the chairs meeting, of where we currently are. It is still sketchy but has reached a stage where we require guidance/commitment from the Clubs on basic issues. Some of the actions are in fact owned by Clubs; furthermore they vary from Club to Club. We would like this to be a major item on the Agenda for the Chairs Meeting so that we can get your feedback at this time.

There are some basic principles that need to be discussed & agreed. One is the potential use/ role of the concept of Centres. Is it the right way to go or not? There are some major benefits but as always some negatives.

Each area has its own issues and goals however there are several areas of commonality. One of the most notable was the lack of facilities or the lack of access to facilities that hamper the growth of the sport. Sport New Zealand are undertaking a review of pool space, usage and requirements and we plan to be a part of that. We will again through the Clubs be carrying out a study of our usage & potential requirements. We plan to put out a "Pro Forma" for that review at the AGM. Any feedback for the Clubs and centres will be useful for those discussions.

Each Club needs to think & plan its own growth pattern.

This Strategic Plan is vitally important to our sport. Putting it in place can only be accomplished with the full assistance & buy in from the Clubs. We look forward to more discussion with the Clubs & Centres & to moving this forward for our future.

Conclusion

The "road trip" with Nigel around the Clubs and Centres served to reinforce what a great bunch of people we have involved in this sport. The enthusiasm, the positivity and the commitment that we have seen reinforce the fact that volunteers are the backbone of the sport. Once again, thank you to all of you who commit time and effort to water polo in New Zealand.

Russell McConnochie

Business Development Manager

Operational Report

Together We Are Water Polo

2011/2012 has been a year in which the relationship between the different stake holders in water polo has become tighter and a real 'together we are water polo' feeling and approach has developed.

Together we delivered water polo and had an eye on the long term as work began on our new strategic plan. We started to implement new opportunities (Coaching and Officials) while continuing work on innovation and investment in new opportunities that will bring rewards in the future (e.g. Flippa Ball and Junior Water Polo Development, as well as National Team Programmes and Support).

Acknowledgements

I would like to recognise the players, coaches, officials and volunteers of our clubs, schools and National Programmes and everyone who contributed to and supported water polo in the past 12 months.

Also a big thank you to Sport NZ, our funders, NZWP Board Members and our office staff, you all are invaluable when it comes to delivery, growth and promotion of our sport.

National Championships / Competitions

One of our main priorities is to deliver outstanding domestic competitions for participants and supporters. During the 2011/12 reporting period we certainly achieved that in many occasions. There are always things to improve on and we constantly strive to do just that: continuous improvement (e.g. new trophies and medals as well as professional prize-giving protocols) in everything we do – together.

In 2011/12 we delivered 19 National Championship Events with 185 teams competing.

Note: in 2011/12 we did not organise a U20 Women's Championship (in 2010/11 this event was included in Pan Pacs, 7 NZ teams), as well as no Masters Championships - lack of interest/entries.

Congratulations to our Clubs and Schools for winning the following National Championship titles:

	Girls	Boys
 U14	North Harbour	Marist
 U14 Div.2	Rotorua	Mountfort Park
 U16	North Harbour	North Harbour
 U16 Div.2	Rotorua	Marist
 U18	North Harbour	Marist
 U20		North Harbour
 National League	North Harbour	Harbour City
 National League Shield	Marist	North Harbour
 NZ Secondary Schools Premier Championship	Rangitoto College	Rangitoto College
 NZ Secondary Schools Division 2 Northern Zone	Takapuna Grammar	John Paul College



Pan Pacific Youth Water Polo Festival

Although the 2012 Panasonic Pan Pacific Youth Festival mostly took place outside the reporting period dates, I feel it is appropriate to mention the enormous success this edition has been. Larger than ever before:

- 131 teams over 8 divisions
- 451 games over 11 days
- 5 Venues
- World Class Opening Ceremony
- International Referee Team (incl. 5 Olympic Referees)



The success reflects on the fantastic work done by our volunteers, here is some feedback we received: 'We choose to come here over Croatia, absolutely the right decision. This was the best Pan Pacs ever!' – Barry O'Dea, Head Coach CDM Polo (USA).

Operational Report, continued.

'Pan Pacs was unbelievable. I was amazed at your work load and the whole running of the Tournament. All those involved should be VERY proud of themselves' – John Cotterill, international referee (AUS)

'Congratulations to the whole Pan Pacs Organising Committee for an excellent tournament. My coaches, parents and athletes thoroughly enjoyed the whole experience and I felt the tournament ran seamlessly' – Matt Turnbull, Head Coach Canberra Academy (AUS).

'Standard of refereeing was great, efficiency of organisation very good' – Maranui U14 Manager (NZL)

Other Highlights

Other highlights:

- The National League Finals took place at West Wave on May 4-5th. We saw some fantastic water polo and the venue looked the part with full international set-up and dress-out.
- The Water Polo Exhibition Game was played at the AUT Millennium Centre on June 3rd between the Pacific Warriors and the NZ Barbarians; a fantastic water polo spectacle with over 500 spectators attending with the involvement of some of the All Blacks as players and team manager. The game got a lot of media attention (newspaper, websites, radio and television).

Officials Development

First of all, a big thank you to our referees. Officiating is hard at the best of times, something we all know but hardly ever acknowledge!

Highlights

- FINA School for Water Polo Referees, Auckland – 19-20 November 2011
 - 24 Referees attending from
 - 10 different clubs/centres
 - Fully funded by NZWP/Sport NZ
- International (FINA) Referee Appointments:
 - Mr. John Waldow: 2011 FINA World League Super Final, 2011 FINA World Junior Championships (Women)
 - Mr. Cory Williams: 2012 Olympic Qualification Tournament (Women) and **London 2012 Olympic Games**
- Introduction of Referee Workshops/Clinics during National Championships (where possible)
- Introduction of Officials Development part on Electronic Learning Environment (ELE)

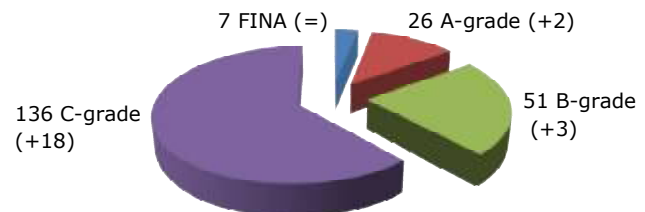
Officials Development is a very important part of our sport and needs and deserves more attention than it presently gets. Looking forward to the next 12 months, we have set ourselves the following goals:

- Rewrite Referee Framework, with introduction of at least two new grades, one being entry level qualified referee (D-grade)
- Alignment Referee Framework with Coach Development Framework (Pathway)
- Introduction of more Resources for Referees and other Officials (Self Development) on our ELE

Together-Task: each Club has in place an Officials Coordinator.

Referee Accreditation Numbers:


This chart shows the number of referees that are currently accredited with the new accreditations for the past year in brackets.



Operational Report, continued.

Referee Development Numbers:

This chart shows the number of referees that participated in various training or development opportunities over the past year.



Coach Development

Coach Development is a vital part of our sport and we are very pleased with the progress made in the past 12 months.

Highlights:

- Electronic Learning Environment (ELE) has gained good momentum – through waterpolo.org.nz
- ELE recognised as World Class Water Polo Development Resource by international experts, Sport NZ and Regional Sporting Trusts
- Implementation of the Basic Skills and Tactics Coach Course – Under 12 Water Polo / Learn to Play
- Development Day – Blenheim: **9** new Accredited Coaches, which resulted in:
 - **4** new water polo teams
 - **6** new Flippa Ball teams



Looking forward to the next 12 months, we have set ourselves the following goals:

- Finalising and Implementation of 3rd Level / Specialist Course U12/Learn To Play
- Introduction of new parts to our ELE for not only Coaches, but also for Support Systems for our Coaches, such as Parent Education/Development and Player Education/Development

Together-Task: each Club has in place a Coaching Coordinator.

Conclusion

Once more, all we do and achieve in any of the above (strategic) areas is only possible through the support of our volunteers, officials, supporters and sponsors. Your contributions are invaluable and are much appreciated. All of you are an integral part of the water polo community and a key ingredient for the success of our sport.

TOGETHER WE ARE WATER POLO!

Eelco Uri

Operations Director

FINANCIAL STATEMENTS



Financial Performance

For the Period Ended 30 June 2012

	Note	12 Months June 2012	12 Months June 2011 \$
TOTAL REVENUE		<u>1,801,071</u>	<u>2,226,906</u>
REVENUE CENTRES SURPLUS		262,492	256,770
SERVICE CENTRES SURPLUS / (LOSS)		(134,666)	(113,019)
TOTAL (LOSS) / SURPLUS FOR THE PERIOD		<u>127,826</u>	<u>143,751</u>
<u>REPRESENTED BY :</u>			
REVENUE CENTRES			
Domestic Competition			
Income		310,591	1,201,386
Expenses		(236,497)	(1,020,709)
Domestic Competition Surplus		<u>74,094</u>	<u>180,677</u>
Flippa Ball			
Income		324,622	353,206
Expenses	1E	(150,080)	(188,144)
Flippa Ball Surplus		<u>174,542</u>	<u>165,062</u>
Commercial Activities			
Income		60,917	66,455
Expenses		(47,061)	(50,363)
Commercial Surplus		<u>13,856</u>	<u>16,092</u>
NET REVENUE CENTRES SURPLUS		<u>262,492</u>	<u>361,831</u>

The above statement must be read in conjunction with the Auditors' Report and the attached notes on pages 16 - 19.

Financial Performance, continued.

For the Period Ended 30 June 2012

SERVICE CENTRES	12 Months June 2012	12 Months June 2011
Development		
Income	42,540	65,015
Expenses	(32,559)	(65,015)
Development Surplus / (Loss)	9,980	0
High Performance Teams		
Income	841,122	488,044
Expenses	(788,447)	(479,543)
High Performance Surplus / (Loss)	52,675	8,501
Human Resources (Previously Coaching only)		
Income	100,580	65,000
Expenses	1E (339,959)	(281,781)
Coaching Surplus / (Loss)	(239,379)	(216,781)
Administration		
Income	120,699	87,800
Expenses	1E (78,641)	(97,600)
Administration Surplus / (Loss)	42,058	(9,800)
NET SERVICE CENTRES SURPLUS / (LOSS)	(134,666)	(218,080)

The above statement must be read in conjunction with the Auditors' Report and the attached notes on pages 16 - 19.

Movements in Equity

For the Period Ended 30 June 2012

	Notes	12 Months June 2012	12 Months June 2011
Opening Accumulated Funds		134,405	(9,344)
Total (Loss) / Surplus for the period		127,826	143,751
Closing Accumulated Funds		<u>262,231</u>	<u>134,407</u>

The above statement must be read in conjunction with the Auditors' Report and the attached notes on pages 16 - 19.

Financial Position

For the Period Ended 30 June 2012

	Notes	30th June 2012 \$	30th June 2011 \$
Assets			
Current Assets			
Bank Accounts Operations		582,345	135,389
Bank Accounts Foundation	13	28,460	-
Bank Accounts HP	10	100,518	75,326
Bank Accounts Total		711,323	210,715
Stock on hand		12,578	11,263
Debtors : Grants		-	-
Debtors Other		85,693	77,428
Less : Doubtful Debt Provision		(2,740)	(2,071)
Net Debtors Other		82,953	75,357
GST Refund Due		-	-
Prepayments	5	59,842	296,605
Total Current Assets		866,696	593,940
Fixed Assets	7	12,171	15,575
Total Assets		878,867	609,515
Liabilities			
Current Liabilities			
Accrued Expenses		30,200	21,314
Creditors		97,141	64,608
Fees Received in Advance	6	320,375	344,822
GST Due		15,152	-18,363
Referees Fines Fund		2,842	1,386
Grants Received in Advance	4C	150,930	61,344
Total Current Liabilities		616,640	475,111
Total Liabilities		616,640	475,111
Total Net Assets		262,227	134,404

The above statement must be read in conjunction with the Auditors' Report and the attached notes on pages 16 - 19.

Accepted for and signed on behalf of New Zealand Water Polo Association





Keith Brodie

Dated: 15 August 2012

John Payne

Dated: 15 August 2012

Notes to the Financial Statements

For the Period Ended 30 June 2012

1. Statement of Accounting Policies

A) i) Entity Reporting

New Zealand Water Polo Association Inc. Is an incorporated society registered under the Incorporated Societies Act 1908 and a registered Charity under the Charities Act 2005. These financial statements have been prepared according the New Zealand generally accepted accounting practice.

ii) Adoption of International Financial Reporting Standards

In September 2007 the Accounting Standard Review Board (ASRB) decided that the mandatory adoption of NZ IFRS should be delayed for certain small entities. This decision was formally announced in ASRB Release 9 and will not be adopting NZ IFRS until the reporting requirements have been clarified.

The financial statements are prepared on a going concern basis.

iii) Differential Reporting

New Zealand Water Polo Association Inc qualifies for differential reporting by virtue of the fact that it has no public accountability and the entity is not large in terms of the size criteria specified by the Framework for Differential Reporting.

The association has taken advance of all differential reporting exemptions.

B) Reporting Entity

The New Zealand Water Polo Association Incorporated is an incorporated society registered under the Incorporated Societies Act 1908 and a registered charity under the Charities Act 2005.

C) Measurement Base

The measurement system adopted is that of historical cost.

D) Specific Accounting Policies

The following specific accounting policies, which materially affect the measurement of financial results and financial position, have been adopted in the preparation of the financial statements.

Accounts Receivable

Accounts receivable are stated at estimated realisable value after providing against debts where collection is doubtful.

Valuation of Inventories

Inventories are stated at the lower of cost and net realisable value after making due allowance for damaged and obsolete stock.

Goods & Services Tax

These financial statements have been prepared on a GST exclusive basis where all items in the Revenue Accounts have been recorded exclusive of GST as have Stock on Hand and Fixed Assets (used principally for business purposes) in the Statement of Financial Position inclusive of GST.

Fixed Assets

Non-current assets are included at cost less Accumulated Depreciation. Depreciation is calculated using the following rates:

Furniture	18% -50%	D.V.
Software & equipment	40%	D.V.
Water polo equipment	25 -67%	D.V.



Notes to the Financial Statements, continued.

For the Period Ended 30 June 2012

E) Changes in Accounting Policies

There have been no changes in Accounting Policies. All policies have been applied on bases consistent with those used in previous years except staff salaries which have been condensed to one cost centre under Human Resources.

F) Comparatives

Comparatives have been restated to group all people costs under Human Resources in the statement of financial performance. The effect has been to increase that cost centre by \$250k for the year ended 30 June 2011 and reduce the administration and flippa ball cost centres by \$100k and \$150k respectively

2. Taxation

The association is not required to pay tax pursuant to section CB 4 (1) (h) of the Income Tax Act 1994.

3. Operating Surplus / (Loss)

After deducting the following

	2012	2011
Audit Fee	-	-
Bad and Doubtful Debts	2,740	2,071
Depreciation	5,294	8,317

In 2010, 2011 and 2012 the audit has been undertaken by KPMG on an honorary basis.

4. Grants and Sponsorship

A) Income

Total revenue includes the following grants received during the year:

Donor Institution	2012	2011
Lion Foundation	45,000	50,000
Mainland Foundation		4,000
Nautilus	3,000	7,000
NZ Community Trust	165,000	65,000
Pelorus Trust	2,000	10,000
Pub Charity	20,000	-
Southern Trust	32,000	58,000
The Trusts	19,000	15,500
Youth Town	5,082	-
ASB Community Trust	25,000	-
Sport New Zealand	99,550	125,000
Auckland City	15,000	15,000
Blackstone Group	-	1,000
Christchurch City Council	-	40,000
Gilpin Travel	-	2,500
Longmont Services	-	1,500
McConnell Dowell Group	-	1,000
Ministry of Economic Development	-	50,000
Nine Blue	-	1,000
Panasonic	15,000	10,000
Total	445,632	456,500

Notes to the Financial Statements, continued.

For the Period Ended 30 June 2012

B) Revenue Recognised in Profit or Loss

	2012	2011
Competition	43,539	265,289
Flippa Ball	84,186	127,960
Development	36,240	22,310
High Performance	24,019	15,561
Human Resources	100,580	65,000
Administration	67,500	60,000
TOTAL	356,046	556,120

C) Received in Advance

Grants received in year not yet spent:

	2012	2011
Auckland Council	15,000	-
ASB Community Trust	20,833	-
NZCT	33,597	-
Southern Trust	-	4,654
Sport New Zealand	2,500	6,690
The Trusts	19,000	-
Lion Foundation	45,000	50,000
Panasonic	15,000	-
Total	150,930	61,344

5. Prepayments

Expenditure made during the year under review, relating to the year ended 30 June 2013.

	2012	2011
Insurance	3055	5288
Competitions - equipment	-	65
Pan Pacific Youth Water Polo Tournament	39,888	-
Men's High Performance	6,534	50,341
Women's High Performance	10,365	240,911
Total	59,842	296,605

6. Fees Received in Advance

Revenue relating to future periods but received during the year under review:

	2012	2011
Men's High Performance	13,565	49,033
Women's High Performance	10,648	283,259
Pan Pacs youth Water Polo Tournament	296,162	-
Competitions	-	12,530
Total	320,375	344,822



Notes to the Financial Statements, continued.

For the Period Ended 30 June 2012

7. Fixed Assets

30 June 2012	Cost	Depn for Year	Accum depn	Disposal	Net Book Value
Furniture	2,589	201	1,673	-	916
Software & Computers	31,679	1,789	27,515	-	4,164
Water Polo Equipment	15,762	3,305	8,670	-	7,092
	<u>50,030</u>	<u>5,295</u>	<u>37,858</u>	<u>-</u>	<u>12,172</u>

30 June 2011	Cost	Depn for Year	Accum depn	Disposal	Net Book Value
Furniture	2,589	245	1,472	-	1,117
Software & Computers	29,788	2,707	25,726	-	4,062
Water Polo Equipment	15,761	5,365	5,365	-	10,396
	<u>48,138</u>	<u>8,317</u>	<u>32,563</u>	<u>-</u>	<u>15,575</u>

8. Capital Commitments

There were no capital expenditure commitments as at 30 June 2012.

9. Contingent Liabilities

No contingent liabilities / assets are known to exist at balance date. (2011: \$nil)

10. High Performance

Commencing in 2010, High Performance has its own separate bank account. The directors have agreed that High Performance funds/income are restricted to the use for High Performance expenditure and may not be used for any expenditure that is not related to High Performance operations.

11. Foundation

A bank account has been set up in anticipation of a Foundation being established in the foreseeable future with surplus funds from NZ Water Polo having been transferred into it.



Independent auditor's report

To the members of New Zealand Water Polo Association Inc

Report on the financial statements

We have audited the accompanying financial statements of New Zealand Water Polo Association Inc ("the Association") on pages 12 to 19. The financial statements comprise the statement of financial position as at 30 June 2012, the statements of comprehensive income and changes in equity for the year then ended, and a summary of significant accounting policies and other explanatory information.

Board's responsibility for the financial statements

The board is responsible for the preparation of financial statements in accordance with generally accepted accounting practice in New Zealand that give a true and fair view of the matters to which they relate, and for such internal control as the committee determines is necessary to enable the preparation of financial statements that are free from material misstatement whether due to fraud or error.

Auditor's responsibility

Our responsibility is to express an opinion on these financial statements based on our audit. We conducted our audit in accordance with International Standards on Auditing (New Zealand). Those standards require that we comply with ethical requirements and plan and perform the audit to obtain reasonable assurance about whether the financial statements are free from material misstatement.

An audit involves performing procedures to obtain audit evidence about the amounts and disclosures in the financial statements. The procedures selected depend on the auditor's judgement, including the assessment of the risks of material misstatement of the financial statements, whether due to fraud or error. In making those risk assessments, the auditor considers internal control relevant to the Association's preparation of the financial statements that give a true and fair view of the matters to which they relate in order to design audit procedures that are appropriate in the circumstances, but not for the purpose of expressing an opinion on the effectiveness of the Association's internal control. An audit also includes evaluating the appropriateness of accounting policies used and the reasonableness of accounting estimates, as well as evaluating the presentation of the financial statements.

We believe that the audit evidence we have obtained is sufficient and appropriate to provide a basis for our audit opinion.

Partners and employees of our firm may also deal with the Association on normal terms within the ordinary course of trading activities of the business of the Association. These matters have not impaired our independence as auditor of the Association. The firm has no other relationship with, or interest in, the Association.



Opinion

In our opinion the financial statements on pages 12 to 19 give a true and fair view of the financial position of the Association as at 30 June 2012 and of its financial performance for the period then ended, in accordance with generally accepted accounting practice in New Zealand.

Kim

16 August 2012

Auckland

PARTICIPANT NUMBERS



Players by Area & Activity

	F/Ball League* ¹	F/Ball Activity	Inter-mediate	Sec-on-dary	Club* ⁸	Social
Auckland	Far North* ⁵		250			
	Whangaparaoa* ⁶	240		55		24
	North Harbour	1908			341	100
	Glenfield* ⁷			240		50
	Marist				355	
	Central & East* ⁷	2529		380		170
	Waitakere	495		252	198	180
	Mountfort Park			110	123	110
	College Sport				1188	
Total	5172	250	1037	1188	1017	634
Bay of Plenty/ Waikato	Hamilton/ Waikato	360		209	454	168
	Tauranga	1000		230	176	142
	Rotorua	800		100	200	88
	Total	2160		539	830	398
Northern SI Canterbury	Blenheim* ⁶		54		40	
	QEII					35
	Wharenui					72
	Canterbury Center			375	155	
	Total	0	54	375	195	107
Otago/ Southland	Queenstown* ⁶					40
	Otago	760* ⁷		140	230	114
	Southland	371		130	140	324
	Total	1131		270	370	438
Wellington	Harbour City				122	
	Hutt	280		180		133
	Maranui					73
	Manawatu					29
	Palmerston North BHS					33
	Wellington CC* ⁷	400				
	Wellington Centre			180	352	
Total	660	0	180	542	413	100
TOTALS	9123	304	2401	3125	2373	886
Adjusted Totals	4,311*²	304	2,401	3,125	672*³	664*⁴

Estimated Grand Total of Players 11,477

Notes:

- *¹ This column represents the approximate numbers of players in each term for each league. So some players will be counted multiple times.
- *² This is the best estimation of the number of Flippa Ball players being the Term 4 players for multi term leagues plus other single term leagues.

Participant Numbers, continued.

- *3 Total Club members less U12, U14, U16, U18 players assuming that these age group players also play in schools competitions and are included in the those totals.
- *4 Total Social less 25% being the approximate number of players that cross over from Club.
- *5 Flippa Ball activities delivered as water safety and learn to swim initiatives.
- *6 Areas where clubs are developing.
- *7 Water Polo/Flippa Ball activities delivered by a non affiliated group i.e. not a club.
- *8 Club numbers include officials.

Player Movements

Following are the 2011/12 numbers compared to last year's numbers.

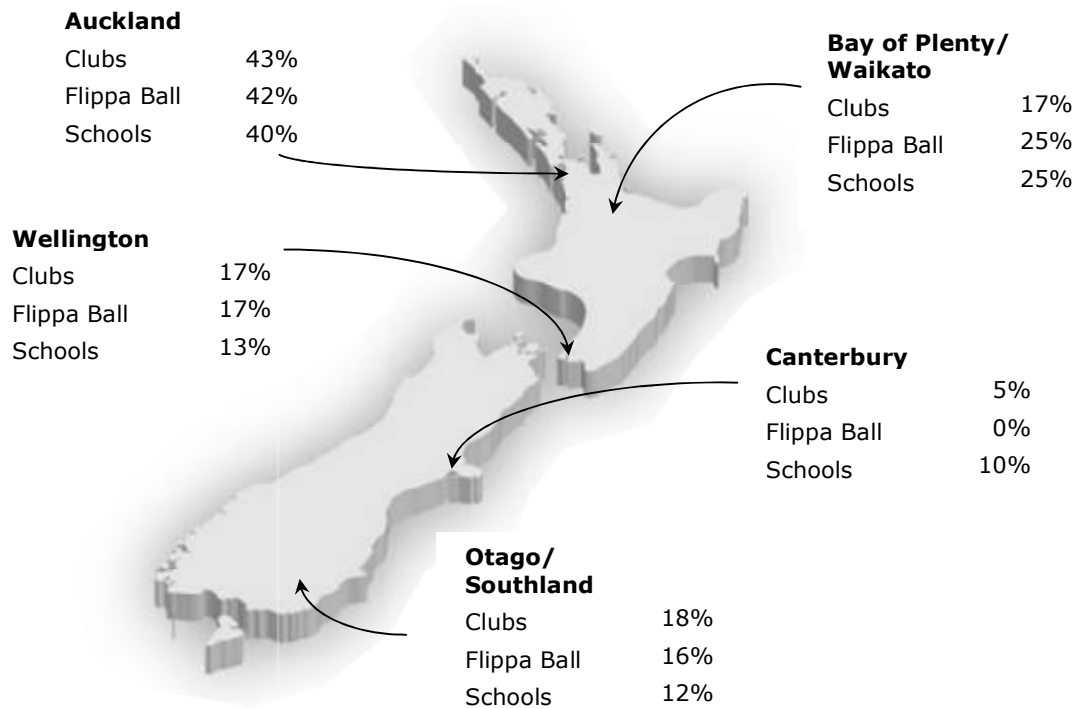
	2012	2011	Increase/decrease	
Flippa Ball Leagues	4311	3930	381	10%
Club U12	544	348	196	56%
Club U14	647	617	30	5%
Club U16	463	458	5	1%
Club U18	207	278	-71* ¹	-26%
Club U20	46	92	-46* ¹	-50%
Club Senior	123	205	-82* ¹	-40%
Club Officials	343	118	225* ²	191%
Intermediate	2401	2479	-78* ³	-3%
Secondary School	3125	2706	419* ³	15%

Notes:

- *1 The data in 2011/12 for one club was not 100% correct and was more accurate this year. This accounts for 98 of the 199 deficit in the U18, 20 & Senior players. The introduction of registration fees probably further refined the numbers with clubs not paying for non active members and self funding older players choosing not to play.
- *2 Clubs are recording more officials compared to 2010/11. Possibly because at the time of collection last year the AGM had not determined who would pay registration fees.
- *3 This year we have collected the numbers from the local leagues rather than tournaments and championships resulting in better accuracy. In the case of the intermediate teams the previous collection method had caused double counting with teams in multiple events last year.

Participant Numbers, continued.

Distribution of Players by Area



Coaching

Activity	Comments	Numbers
Certified Coaches:	This is the 2010/11 number of 178 certified coaches + the 2011/12 new certified coaches' number of 76. These being 21 SafetyNet Coaches, 55 Online Foundation Coaches including 35 Basic Skills and Tactics Coaches	254
Total Electronic Learning Environment (ELE) Visitors:	This is the number of visitors we had to the ELE	1,225
Total Completed Online Modules:		264
Minimum number of Coaches visited/reached through ELE:	Based on each coach visiting a maximum of 6 times (for 6 modules), we would have this minimum number of individual coaches visited/reached	202
Non Water Polo Specific/General/Informal Coach Development Initiatives:	Number of coaches reached through non Water Polo development initiatives (but based on NZ Water Polo Framework), such as Sport NZ Conferences and GACU workshops etc.	150+

Participant Numbers, continued.

Referees

Development Activities

FINA School Attendees (every two years):	24
National Championships Referee Workshops (3) Attendees:	25
National Championship Technical Meeting Attendees:	78
Referee Introduction Course (excluding Hamilton – late return):	46
C-Grade Course (includes C-Grade Theory Exam, but no Practical Assessments):	17

New Qualifications

New C-Grade Referees:	11
New B-Grade Referees:	3
New A-Grade Referees:	2
ELE Official Development: currently no tracking tool.	

Summary of Referee Numbers

	2011/12	2010/11	Comments
C-Grade	129	121	121 minus 3 (now B-Grade) plus 11
B-Grade	51	50	50 minus 2 (now A-Grade) plus 3
A-Grade	26	24	
FINA (bi annual)	7	7	Also A Grade so not included in total numbers
TOTAL	213	202	

INTERNATIONAL RESULTS



Women's International Results

Senior Women FINA Women's World Championships

Shanghai, China 17th July – 22nd August 2011

Game	Date	Versus	Results	
1	17 July	Uzbekistan	NZL 19	UZB 6
2	19 July	Australia	NZL 4	AUS 12
3	21 July	Canada	NZL 4	CAN 11
4	20 Aug	Netherlands	NZL 6	NED 14
5	21 Aug	Cuba	NZL 10	CUB 11
6	22 Aug	Spain	NZL 7	ESP 16

Junior Women 2012 Australian U20 National Championships

Adelaide, Australia 2012

Game	Date	Versus	Results	
1	17 Jan	Queensland	NZL 9	QLD 16
2	17 Jan	NSW	NZL 1	NSW 15
3	18 Jan	Victoria	NZL 17	VIC 16
4	18 Jan	NSW Waratahs	NZL 11	NSW Waratahs 9
5	19 Jan	South Australia	NZL 13	S. Australia 12
6	20 Jan	Western Australia	NZL 8	W. Australia 7

NZ Schoolgirls Trans Tasman Series

Sydney, Australia 2011

Game	Date	Versus	Results	
1	15 Dec	Australia	NZL 7	AUS 9
2	16 Dec	Australia	NZL 9	AUS 7
3	17 Dec	Australia	NZL 8	AUS 7

International Results, continued.

Youth Girls Hungary Test Series

Hungary 2011

Game	Date	Versus	Results
1	5 July	Hungary	NZL 11 HUN 10
2	16 July	Hungary	NZL 14 HUN 11

Youth Girls Canadian Maple Leaf Tournament

Canada 2011, Finished 4th

Game	Date	Versus	Results
1	21 July	Canada '93	NZL 13 CAN 93 8
2	21 July	Canada FISU	NZL 4 CAN FISU 15
3	22 July	Canada Junior	NZL 11 CAN Jnr 12
4	23 July	Canada '94	NZL 13 CAN '94 8
5	23 July	Canada '94	NZL 8 CAN '94 11

Under 18 Development Girls 43rd Hawaiian Invitational Tournament

Hawaii 2011, Finished 3rd

Game	Date	Versus	Results
1	9 Aug	Avenue	NZL 3 Avenue 3
2	9 Aug	Jackrabbit/LB PolyCCA	NZL 10 Jackrabbit/LB PolyCCA 3
3	13 Aug	Honolulu	NZL 13 Honolulu 4
4	13 Aug	Hawaiian Islands	NZL 5 Hawaiian Islands 8
5	14 Aug	Jackrabbit/LB PolyCCA	NZL 8 Jackrabbit/LB PolyCCA 4

New Zealand Under 17 Girls Queensland Youth Tournament

Brisbane 2011

Game	Date	Versus	Results
1	8 July	NZL 15	NZL U17 10 NZL U15 3
2	8 July	QLD White	NZL U17 6 QLD White 7
3	8 July	NSW Blues	NZL U17 4 NSW Blues 11
4	8 July	NSW Country	NZL U17 5 NSW Country 4
5	9 July	QLD Maroon	NZL U17 12 QLD Maroon 9
6	9 July	NSW Waratahs	NZL U17 8 NSW Waratahs 6

International Results, continued.

**New Zealand Under 15 Girls
Trans Tasman U15 Shield Series**

Brisbane 2011

Game	Date	Versus	Results	
1	9 July	QLD Maroon	NZL U15 8	QLD Maroon 8
2	10 July	QLD Maroon	NZL U15 2	QLD Maroon 11
3	10 July	NZL U17	NZL U15 5	NZL U17 6

**New Zealand Under 15 Girls
Sydney North Beaches**

Auckland 2011

Game	Date	Versus	Results	
1	2 Sept	SNB*	NZL U15 3	SNB 8
2	3 Sept	SNB	NZL U15 5	SNB 6
3	4 Sept	SNB	NZL U15 7	SNB 6

*Sydney North Beaches

**New Zealand Junior Women (Born 93)
Australia Junior Women**

Sydney, Australia 2012

Game	Date	Versus	Results	
1	15 Apr	Aust Junior Women	NZL 9	Aust 13
2	16 Apr	Aust Junior Women	NZL 9	Aust 9
3	17 Apr	Aust Junior Women	NZL 10	Aust 10

International Results, continued.

Men's International Results

Senior Men NTC Challenge

Newcastle, Australia 2011

Game	Date	Versus	Results
1	15 Dec	Queensland	NZL 1 QLD 16
2	16 Dec	Victoria	NZL 5 VIC 14
3	17 Dec	NSW	NZL 4 NSW 20
4	17 Dec	Western Australia	NZL 5 W. Australia 14
5	18 Dec	Barbarians	NZL 7 BABA's 9

Senior Men 2012 Pan Pacific Championship

Newcastle, Australia 2012

Game	Date	Versus	Results
1	8 Jan	USA	NZL 1 USA 17
2	9 Jan	China	NZL 8 CHN 15
3	10 Jan	Brazil	NZL 3 BRA 19
4	10 Jan	Japan	NZL 7 JPN 10
5	11 Jan	Barbarians (Aus B)	NZL 1 BaBas 17
6	13 Jan	Australia	NZL 3 AUS 20
7	14 Jan	Japan	NZL 4 JPN 19

Youth Development Tom Hoad Cup

Perth, Australia 2011

Game	Date	Versus	Results
1	27 Dec	Christ Church	NZL 9 Christ Church 7
2	27 Dec	Melville Sharks	NZL 4 Melville Sharks 8
3	29 Dec	Melville Whales	NZL 11 Melville Whales 12
4	30 Dec	Barbarians	NZL 12 Barbarians 4
5	30 Dec	France	NZL 3 France 8
6	31 Dec	Melville Whales	NZL 8 Melville Whales 9

Schoolboys Trans Tasman Shield Series

Auckland 2011

Game	Date	Versus	Results
1	15 Dec	Australia	NZL 10 AUS 11
2	16 Dec	Australia	NZL 6 AUS 9
3	17 Dec	Australia	NZL 9 AUS 12

International Results, continued.

U16 Boys

Trans Tasman Challenge Cup

Brisbane, Australia 2011 (Finished 1st)

Game	Date	Versus	Results	
1	6 July	QLD U16	NZL U16 9	QLD U16 9
2	9 July	QLD U16	NZL U16 8	QLD U16 5

U16 Boys

Queensland Youth Tournament

Brisbane, Australia 2011 (Finished 1st)

Game	Date	Versus	Results	
1	8 July	NZL U15	NZL 10	NZL U15 3
2	8 July	Queensland U15	NZL 13	QLD U15 2
3	8 July	NSW Country	NZL 14	NSW Country 4
4	8 July	NSW Waratahs	NZL 14	NSW Waratahs 4
5	9 July	Queensland White	NZL 11	QLD White 1
6	9 July	NSW Blue	NZL 4	NSW Blue 3
7	9 July	Queensland U16	NZL 8	QLD U16 5
8	9 July	NSW Waratahs	NZL 13	NSW Waratahs 7
9	10 July	NSW Blue	NZL 8	NSW Blue 6

U15 Boys

Trans Tasman U15 Shield Series

Auckland 2011

Game	Date	Versus	Results	
1	7 July	Queensland U15	NZL 11	QLD U15 8
2	9 July	Queensland U15	NZL 4	QLD U15 4

U15 Boys

Queensland Youth Tournament

Brisbane, Australia 2011

Game	Date	Versus	Results	
1	8 July	NZL U16	NZL U15 3	NZL U16 10
2	8 July	NSW Waratahs	NZL U15 5	NSW Waratahs 5
3	8 July	NSW Blues	NZL U15 2	NSW Blues 9
4	8 July	Queensland U16	NZL U15 2	QLD U16 7
5	9 July	Queensland U15	NZL U15 4	QLD U15 4
6	9 July	Queensland White	NZL U15 11	QLD White 3
7	10 July	NSW Country	NZL U15 4	NSW Country 5

NATIONAL RESULTS



NATIONAL MEN'S & WOMEN'S LEAGUE

Preliminary Round

5th Feb – 22nd April 2012

Men		Women	
1 st	North Harbour Wizard Turtles	1 st	North Harbour Carlton Party Hire
2 nd	Maranui Mudcrabs	2 nd	Marist Magic
3 rd	Harbour City Hawks	3 rd	Maranui
4 th	Marist Magic	4 th	Hutt Heat
5 th	Hutt Heat	5 th	Harbour City Hawks
6 th	Waitakere Blue Devils	6 th	Waitakere
		7 th	NZ Youth

Finals Weekend

Auckland, 5th – 6th May 2012

Men		Women	
1 st	Harbour City Hawks	1 st	North Harbour Carlton Party Hire
2 nd	North Harbour Wizard Turtles	2 nd	Maranui
3 rd	Marist Magic	3 rd	Hutt Heat
4 th	Maranui Mudcrabs	4 th	Marist Magic
MVP	Bryce McLain (Harbour City)	MVP	Pinky Rewi-Henry (North Harbour)

CURRENT TROPHY HOLDERS

	Name	By	For	Held By
1956	Ryan Cup	Jack Ryan	Winner Men's Inter-club	Hutt
1972	Bill Bol Cup	Bill Bol	Second Men's Inter-club	North Harbour
1984	Valley Summer Programme	Lower Hutt Council	Third Place Men	Marist
1972	Ladies Trophy	NZWPB	Winner Women's Inter-club	North Harbour
1972	Bill Bol Cup	Bill Bol	Second Women's Inter-club	Marist
1986	Wellington Women Supporters Cup	Wellington Women	Third Women's Inter-club	HMC
1982	Vera Reid Memorial Trophy	Vera Reid	Men's MVP	Chris Naylor
1983	Jaap de Haan Trophy	Jaap de Haan	Women's MVP	Ashley Smallfield
2010	Women's National League Shield	NZWP	Preliminary round of the National Shield	Marist
2010	Men's National League Shield	NZWP	Preliminary round of the National Shield	North Harbour

National Results - National Men's and Women's League, continued.

MEN'S TROPHY HOLDERS HISTORY

New Zealand Men's Champions - Ryan Cup Winners

1956 Spreydon CHC	1976 Beckenahm-Sockburn CHC	1998 Marist AKL
1957 Waitemata AKL	1977 Beckenahm-Sockburn CHC	1999 Harbour City WLG
1958 Hutt WLG	1978 Maranui WLG	2000 Marist AKL
1959 Hutt WLG	1979 Maranui WLG	2001 North Harbour AKL
1960 Waitemata AKL	1980 Maranui WLG	2002 North Harbour AKL
1961 Waitemata AKL	1981 Maranui WLG	2003 NorthSport AKL
1962 Wellington Club WLG	1983 Maranui WLG	2004 NorthSport AKL
1963 Waitemata AKL	1984 Maranui WLG	2005 Maranui WLG
1964 Waitemata AKL	1985 Avon Steinlager CHC	2006 Maranui WLG
1965 Wellington Club WLG	1986 Access Brokerage Maranui WLG	2007 Harbour City WLG
1966 Wellington Club WLG	1987 Maranui WLG	2008 Harbour City WLG
1967 Navy AKL	1988 Maranui WLG	2009 North Harbour AKL
1968 Waitemata AKL	1989 Glenfield AKL	2010 North Harbour AKL
1969 Maranui WLG	1990 Capital Power Maranui WLG	2011 Hutt WLG
1970 Maranui WLG	1991 Capital Power Maranui WLG	2012 Harbour City Hawks WLG
1971 Hutt WLG	1992 Capital Power Maranui WLG	
1972 Maranui WLG	1993 Marist AKL	
1973 Maranui WLG	1994 Sockburn CHC	
1974 Beckenham-Sockburn CH	1996 Harbour City WLG	
1975 Beckenham-Sockburn CH	1997 Marist AKL	

Men's National League Preliminary Round Winners – National League Shield

2010 Marist Magic AKL	2012 North Harbour Turtles AK
2011 Marist Marlins AKL	

National Results - National Men's and Women's League, continued.

WOMEN'S TROPHY HOLDERS HISTORY

New Zealand Women's Champions – Ladies Trophy

1972 Auckland AKL	1985 New Brighton Hertz CHC	2001 Harbour City WLG
1973 Avondale AKL	1986 Glenfield Aquatics AKL	2002 North Harbour AKL
1974 University AKL	1987 Crossdale New Brighton CHC	2003 Maranui WLG
1975 Avondale AKL	1988 Bond St Inn Maranui WLG	2004 Marist AKL
1976 Avondale AKL	1989 Teamprint Sockburn	2005 Marist AKL
1977 Avondale AKL	1990 Teamprint Sockburn	2006 Marist AKL
1978 Newmarket AKL	1991 Glenfield Aquatics AKL	2007 Marist AKL
1979 Pegasus CHC	1992 Glenfield Aquatics AKL	2008 Marist AKL
1980 Pegasus CHC	1993 Waitakere AKL	2009 North Harbour AKL
1981 Pegasus CHC	1994 Jellie Park CHC	2010 Marist AKL
1982 Maranui WLG	1996 Maranui WLG	2011 North Harbour AKL
1983 Maranui WLG	1997 Maranui WLG	2012 North Harbour Carlton Party Hire
1984 Maranui WLG	1998 Marist AKL	

Women's National League Preliminary Round Winners – National League Shield

2010 Marist Magic AKL	2011 Marist Marlins AKL	2012 North Harbour Carlton Party Hire AKL
-----------------------	-------------------------	--

National Results, continued.

UNDER 20 NATIONAL CHAMPIONSHIPS

Auckland, 1st – 3rd July 2011

Men	
1st	North Harbour
2nd	Hutt
3rd	Waitakere
4th	Harbour City
5th	Marist

MVP	Scott Graham – North Harbour
OP	Matt Small – Waitakere
OP	Adam Pye – Hutt
OP	David Couper – Harbour City
OP	Ricky Thompson – North Harbour

Current Trophy Holders

	Name	By	For	Held By
Circa 1973	Sinclair/Mark Trophy	Mr C Sinclair and Mr K A Mark	Winner Junior Men's Championships	North Harbour
1992	Player of the Tournament Trophy	Mr Chris Hayward, Auckland	Junior Men's MVP	Scott Graham – North Harbour
Circa 1985	Mazzoleni Cup	Jack Mazzoleni	Winner Junior Women's Championships	N/A
			Junior Women's MVP	N/A

Past Trophy Holders

Junior Men's Champions	Junior Women's Champions
1992 Auckland	1992 Wellington
1993 Wellington A	1993 Auckland A
1994 Wellington	1994 Auckland
1995 Maranui *	1995 Maranui *
1996 North Harbour	1996 Hamilton
1997 North Harbour	1997 Hamilton
1998 Maranui	1998 Marist
1999 Marist	1999 Marist
2000 North Harbour	2000 Marist
2001 North Harbour	2001 Marist
2002 North Harbour	2002 Hutt
2003 NorthSport	2003 Marist
2004 NorthSport	2004 Marist
2005 Maranui	2005 Marist
2006 Marist	2006 North Sport
2007 Marist	2007 Marist
2008 Not Held	2008 Not Held
2009 North Harbour	2009 Not Held
2010 Not Held	2010 Not Held
2011 North Harbour	2011 Not Held

* Changed to an Inter-Club Event 1995

National Results, continued.

UNDER 18 NATIONAL CHAMPIONSHIPS

Auckland, 2011

27th – 30th July

Men	
1st	Marist Red
2nd	North Harbour A
3rd	Waitakere Gold
4th	Hutt
5th	Tauranga
6th	Maranui
7th	Marist Blue
8th	Harbour City
9th	North Harbour B
10th	Rotorua
11th	Waitakere Teal

1st – 3rd July

Women	
1st	North Harbour A
2nd	Marist
3rd	Waitakere Gold
4th	Harbour City
5th	Hutt
6th	Tauranga
7th	Waikato
8th	North Harbour B
9th	Otago
10th	Mountfort Park

MVP	Tyler Vao – North Harbour
OP	Matthew Lewis – Marist
OP	Tim Dreadon – Marist
OP	Danny Kayes – Tauranga
OP	Harrison Flood – Marist

MVP	Rebecca Parkes – North Harbour
OP	Emma Smith – Waitakere
OP	Jaymee Graham – Harbour City
OP	Kat Graaf – Waitakere

TROPHY HOLDERS HISTORY

Men's Champions

2000 North Harbour
 2001 North Harbour
 2002 North Harbour
 2003 NorthSport
 2004 Marist
 2005 NorthSport A
 2006 North Harbour
 2007 North Harbour
 2008 North Harbour A
 2009 Waitakere Gold
 2010 Waitakere Gold
 2011 Marist Red

Women's Champions

2000 Marist
 2001 Hutt
 2002 Hutt
 2003 Marist
 2004 Marist
 2005 Marist Red
 2006 North Harbour
 2007 North Harbour
 2008 QEII
 2009 QEII
 2010 North Harbour A
 2011 North Harbour A

National Results, continued.

UNDER 16 NATIONAL CHAMPIONSHIPS

Division 1 National Championships

Wellington, 17th – 20th July 2011

Boys		Girls	
1st	North Harbour	1st	North Harbour A
2nd	Marist Red	2nd	Harbour City Black
3rd	Tauranga	3rd	Marist Red
4th	Canterbury Shakers	4th	Waikato
5th	Hutt	5th	Mountfort Park
6th	Waikato	6th	Hutt
7th	North Harbour B	7th	Maranui
8th	Harbour City Hawks	8th	Tauranga
9th	Marist Blue	9th	Marist Blue
10th	Otago	10th	QEII Crushers
11th	Waitakere Gold	11th	North Harbour B
		12th	Harbour City Orange
		13th	Waitakere Gold
MVP	Cameron Hayes - Tauranga	MVP	Jaymee Graham - Harbour City
OP	Anthony Burnett - Canterbury Shakers	OP	Jordan Knights - North Harbour
OP	Anton Sunde - North Harbour	OP	Sarah Doig - Waikato
OP	Braedon Drennan - Marist Red	OP	Ella Brown - Harbour City
OP	Ben Sanderson - North Harbour	OP	Zephyr Herriot - Harbour City

National Results - Under 16 National Championships, continued.

TROPHY HOLDERS HISTORY

Boys Champions

1993 Wellington
1994 Auckland A
1995 Wellington A
1996 Marist
1997 Waitakere
1998 Maranui
1999 North Harbour
2000 North Harbour
2001 Maranui
2002 North Harbour A
2003 NorthSport
2004 Marist
2005 NorthSport
2006 Waitakere
2007 North Harbour
2008 Marist Red
2009 Waitakere Gold
2010 North Harbour Maroon
2011 North Harbour A

Girls Champions

1993 Auckland
1994 Auckland A
1995 Wellington A
1996 Marist A
1997 Marist
1998 Marist
1999 QEII
2000 Hutt
2001 Marist
2002 Marist
2003 Marist
2004 Marist
2004 Marist Red
2006 QEII
2007 QEII
2008 Marist Red
2009 North Harbour A
2010 North Harbour A
2011 North Harbour A

Changed to an Inter-Club Event 1995

National Results - Under 16 National Championships, continued.

Division 2 National Championships

Rotorua, 24th – 27th July 2011

Boys		Girls	
1st	Marist White	1st	Rotorua
2nd	Palmerston North BHS	2nd	Southland
3rd	Tauranga	3rd	Wharenui Fury
4th	Maranui	4th	Marist White
5th=	Rotorua	5th	Waikato
5th=	Mountfort Park		
7th	Waitakere Teal		
8th	Canterbury Shakers		
9th	Southland		
MVP	Andrew French – Marist	MVP	Nicky Pio – Wharenui
OP	Jack Mabus – Marist	OP	Molly Tomlins - Southland
OP	Cayne Drew - Tauranga	OP	Mianna Laing - Waikato
OP	Hamish Moffat - Maranui	OP	Ana Smith - Rotorua
OP	Liam McHugh – Palmerston North BHS	OP	Rebecca Firth - Rotorua

TROPHY HOLDERS HISTORY

Boys Champions

2007 Marist White
2008 Marist White
2009 Southland
2010 Waikato
2011 Marist White

Girls Champions

2007 Waitakere B
2008 Northern Districts
2009 Otago
2010 Rotorua
2011 Rotorua

Inaugurated 2007

National Results, continued.

UNDER 14 NATIONAL CHAMPIONSHIPS

Division 1 National Championships

Wellington, 16th – 19th December 2011

Boys		Girls	
1st	Marist Red	1st	North Harbour A
2nd	North Harbour A	2nd	Harbour City Hawks
3rd	Hutt Red	3rd	Waikato
4th	Tauranga	4th	Tauranga
5th	Maranui	5th	Marist Red
6th	Waitakere Gold	6th	Waitakere Gold
7th	QEII Crushers	7th	North Harbour B
8th	Waitakere Teal	8th	Mountfort Crushers
9th	Harbour City Hawks	9th	Wharenui
10th	Marist Blue	10th	Hutt
11th	Wharenui Fury	11th	Marist Blue
12th	North Harbour B	12th	Maranui
		13th	Harbour City Orange

MVP	Cayne Dew - Tauranga	MVP	Selina Duggan – (GK) Harbour City
OP	Logan Geary – North Harbour A	OP	Brogan Houghton – Waikato
OP	Hamish McDonald – Marist Red	OP	Kate Burley – North Harbour
OP	Jordan Martin – Maranui	OP	Breanna Ward – Harbour City
OP	Liam Paterson - Marist		

TROPHY HOLDERS HISTORY

Boys Champions

2002 Marist
 2003 NorthSport
 2004 NorthSport
 2005 NorthSport A
 2006 Waitakere
 2007 North Harbour
 2008 Marist Red
 2009 North Harbour A
 2010 North Harbour A
 2011 Marist Red

Girls Champions

2002 Hutt
 2003 Marist
 2004 QEII
 2005 QEII
 2006 Marist
 2007 North Harbour
 2008 North Harbour A
 2009 North Harbour A
 2010 North Harbour A
 2011 North Harbour A

National Results - Under 14 National Championships, continued.

Division 2 National Championships

Mt Maunganui, 15th - 18th December 2011

Boys		Girls	
1st	Mountfort Park	1st	Rotorua Gold
2nd	Rotorua	2nd	North Harbour C
3rd	Marist White	3rd	Marist Black
4th	Waikato	4th	Tauranga C
5th	Marist Black	5th	Tauranga B
6th	Otago	6th	Waitakere Teal
7th	North Harbour C	7th	Marist White
8th	Tauranga B	8th	Otago
9th	Waitakere Aqua	9th	Rotorua Maroon
MVP	Isaac Orchard - Mountfort Park	MVP	Aimee Cogger - Rotorua
OP	Seb van Harselaar - Otago (Goalie)	OP	Bernadette Doyle - North Harbour
OP	Richard Sneddon - Waikato	OP	Brooke Stevens - Rotorua
OP	Luke Agnew - Marist	OP	Emily Nicholson - North Harbour
OP	Ben Matthews - Rotorua	OP	Malia Josephson - Tauranga

TROPHY HOLDERS HISTORY

Boys Champions

2007 Marist White
 2008 North Harbour C
 2009 Palmerston North BHS
 2010 Tauranga B
 2011 Mountfort Park

Girls Champions

2007 Waitakere Teal
 2008 Rotorua
 2009 Rotorua
 2010 North Harbour C
 2011 Rotorua Gold

National Results, continued.

NEW ZEALAND SECONDARY SCHOOLS

Premier Championships

Wellington 2012

17th – 20th April

Boys

1st	Rangitoto College
2nd	Westlake Boys' High School
3rd	Auckland Grammar School
4th	Sacred Heart College
5th	Kristin School
6th	Tauranga Boys' College
7th	Mount Maunganui College
8th	King's College
9th	Takapuna Grammar School
10th	Scots College
11th	Palmerston North BHS
12th	St Patrick's College
13th	Rongotai College
14th	St Kentigern's College
15th	Otago Boys' High School
16th	St Bernard's College

MVP	Tyler Vao – Rangitoto College
OP	Dale Harrison – Rangitoto College
OP	Thomas Kingsmill – Kristin School
OP	Matthew Lewis - Sacred Heart College
OP	Mitchell Goff – Westlake Boys' High School

10th – 13th April

Girls

1st	Rangitoto College
2nd	Diocesan School for Girls
3rd	St. Cuthberts College
4th	Mt. Albert Grammar School
5th	Wellington East Girls' College
6th	Sacred Heart Girls' College
7th	Westlake Girls' High School
8th	Mt. Maunganui College
9th	Queen Margaret College
10th	St. Kentigern's College
11th	Baradene College
12th	Western Springs College
13th	St. Oran's College
14th	Sacred Heart College (LH)

MVP	Rebecca Parkes – Rangitoto College
OP	Gabriel Oloapu – Diocesan School for Girls
OP	Miranda Chase - Mt. Albert Grammar School
OP	Emma Carevic – Rangitoto College
OP	Courtney Miller – Sacred Heart Girls' College

National Results - NZ Secondary Schools, continued.

TROPHY HOLDERS HISTORY

Boys Champions

1992 Wellington College
1993 Rongotai College
1994 Rongotai College
1995 Rongotai College
1996 Rongotai College
1997 Wellington College
1998 Auckland Grammar
1999 Rangitoto College
2000 Westlake Boys High School
2001 Westlake Boys High School
2002 Westlake Boys High School
2003 Auckland Grammar School
2004 Sacred Heart College
2005 Auckland Grammar
2006 Rangitoto College
2007 Rongotai College
2008 Auckland Grammar School
2009 Westlake Boys High School

2010 Sacred Heart College (AKL)
2011 Westlake Boys High School
2012 Rangitoto College

Girls Champions

1992 Westlake Girls High School
1993 Westlake Girls High School
1994 Westlake Girls High School
1995 Wellington High School
1996 Hamilton Girls High School
1997 Wellington Girls College
1998 Epsom Girls Grammar
1999 Epsom Girls Grammar
2000 Epsom Girls Grammar
2001 Avondale College
2002 Sacred Heart Lower Hutt
2003 Diocesan
2004 Epsom Girls Grammar
2005 Sacred Heart
2006 Diocesan School for Girls
2007 Westlake Girls High School
2008 Diocesan School for Girls
2009 Sacred Heart College –
Lower Hutt
2010 Rangitoto College
2011 Rangitoto College
2012 Rangitoto College

National Results - NZ Secondary Schools, continued.

Division 2 Northern Zone Championships

Hamilton 2012

16th – 19th April

Boys

1st	John Paul College
2nd	Northcote College
3rd	Hamilton Boys' High School
4th	Mt Albert Grammar School
5th	St. Peter's College
6th	Glendowie College
7th	Avondale College
8th	Aquinas College
9th	Long Bay College
10th	St. John's College

19th – 22nd April

Girls

1st	Takapuna Grammar School
2nd	Hamilton Girls' High School
3rd	John Paul College
4th	Carmel College
5th	Waikato Diocesan School
6th	St. Mary's College
7th	Tauranga Girls' College
8th	Taradale High School

MVP	Jack Bird - John Paul College
OP	Sid Dymond – Northcote College
OP	Tristan Houghton – Hamilton Boys' High School
OP	Cayne Dew - Aquinas
OP	Ryan Doubleday – Northcote College

MVP	Katie McKenty – Takapuna Grammar School
OP	Kate Sheehy – Takapuna Grammar School
OP	Emma Ballard – Hamilton Girls' High School
OP	Ana Smith - John Paul College
OP	Kelsi Prendergast – Hamilton Girls' High School

TROPHY HOLDERS HISTORY

Boys Champions

- 2003 Wellington High School
- 2004 Westlake Boys High School
- 2005 Church College of New Zealand
- 2005 St Andrews
- 2006 Mt Maunganui College
- 2007 Tauranga Boys College
- 2008 St Johns College
- 2009 Church College of New Zealand
- 2010 Palmerston North BHS
- 2011 Rongotai College
- 2012 John Paul College

Girls Champions

- 2003 Hamilton Girls High School
- 2004 Hamilton Girls High School
- 2005 Mt Roskill
- 2005 Avonside Girls
- 2006 Sacred Heart Girls College
- 2007 Sacred Heart Girls College (Hamilton)
- 2008 Waikato Diocesan School for Girls
- 2009 Baradene College
- 2010 Mt Maunganui
- 2011 Marist College
- 2012 Takapuna Grammar School

National Results - NZ Secondary Schools, continued.

Division 2 Southern Zone Championships

16th - 19th April 2012

Boys		Girls	
1st	Otago Boys' High School	1st	Columba College
2nd	James Hargest College	2nd	Southland Girls' High School
3rd	Christchurch Boys' High School	3rd	Christchurch Girls' High School
4th	Southland Boys' High School	4th	James Hargest College
5th	Burnside High School	5th	St Hilda's College
6th	John McGlashan College	6th	Burnside High School
MVP	Thomas Wardhaugh Otago Boys' High School	MVP	Sarah McDonald Columba College

Past Trophy Holders

Schoolboy's Division 2 Champions	Schoolgirl's Division 2 Champions
2009 Hutt Valley High School	2009 Christchurch Girls High School
2010 St Bedes	2010 N/A
2011 Not Played	2011 Not Played
2012 Otago Boys High School	2012 Columba College

OBITUARIES



It is with sadness that New Zealand Water Polo notes the passing of Punch Tremaine, Evelyn Jackson, Bill Matson and Lloyd Morrison.

Punch Tremaine

Bernard "Punch" Tremaine passed away in February 2012 after a short illness at the age of 80.

Punch had been a swimming coach since 1948 taking several swimmers to national titles over the years with the most recent at National Age Groups last year.

Punch represented Otago at water polo from 1949 to 1960 and was in the New Zealand team for the demonstration sport at the 1950 Empire Games in Auckland. He became the national coach for juniors in the 1960s and coached the national water polo team on tours to Australia in 1965 and the early 1970s and coached many Otago water polo players that have represented New Zealand over the years.

Prior to his illness he was still active and coaching regular two hour session at Moana Pool from 6:00am most days of the week.

Our deepest sympathies go to his family.

Evelyn Jackson

It is with regret that Evelyn Jackson of Wellington, a New Zealand Water Polo Service Award holder; passed away during January 2012. Evelyn was a very big supporter of New Zealand Water Polo, Hutt Club and Wellington Water Polo. Our deepest sympathy goes to all her family

Bill Matson

Mr. Matson had been involved in swimming administration for more than four decades, rising to become a FINA Bureau member in 1996, re-elected in 2000 and elected Vice President of FINA in 2005. He was a Past President and Life Member of Swimming New Zealand and also of the Wellington Swimming Association. He was President of Oceania Swimming Association from its inception in 1991 until 2008. He was a former board member on the New Zealand Olympic Committee.

Mr. Matson was appointed to the FINA Technical Open Water Swimming Committee in 1992 and in 1996 elected as a member of the FINA Bureau. In this capacity he served as the FINA Bureau Liaison to the Open Water Swimming Committee. FINA President Maglione appointed Matson to serve as the Liaison to the Masters Committee and in this capacity he traveled to Riccione, Italy, in May to visit the aquatic venues and to oversee the organisation of the 14th edition of the FINA World Masters Championships scheduled for June 2012. He was the FINA Protocol Officer from 1997 to 2009; this responsibility included the coordination of presenters for every swimming, diving, synchronised swimming and water polo medal presented to athletes at the FINA World Championships and at the Olympic Games.

Mr. Matson retired from the New Zealand Public Service in 1999 and at that time held the position of Deputy Secretary of Defence. In 2010 he was honoured by Her Majesty Queen Elizabeth II when she appointed him an Officer of the New Zealand Order of Merit for his services to swimming.

Bill passed away after a short illness in Shanghai, China, on Aug 9, 2011 while attending the FINA World Championships. Our deepest sympathies go to his family.

Lloyd Morrison

Lloyd had a true passion for our sport of water polo and a vision of where it could go in this country. He made time available for us to think about the future and how that may look for our sport. He supported some of our best and brightest players directly.

A truly passionate New Zealander, Lloyd made an immeasurable contribution to both the business, sports and arts communities as a friend, colleague, patron and mentor. He will be greatly missed.

Lloyd passed away on 10 Feb 2012. Our deepest sympathies go to his family.



The AUT Millennium Centre
17 Antares Place
Mairangi Bay
Auckland 0632
P O Box 302 – 145
North Harbour
Auckland 0627